

The Thomson Reuters data and its use in Research Evaluation

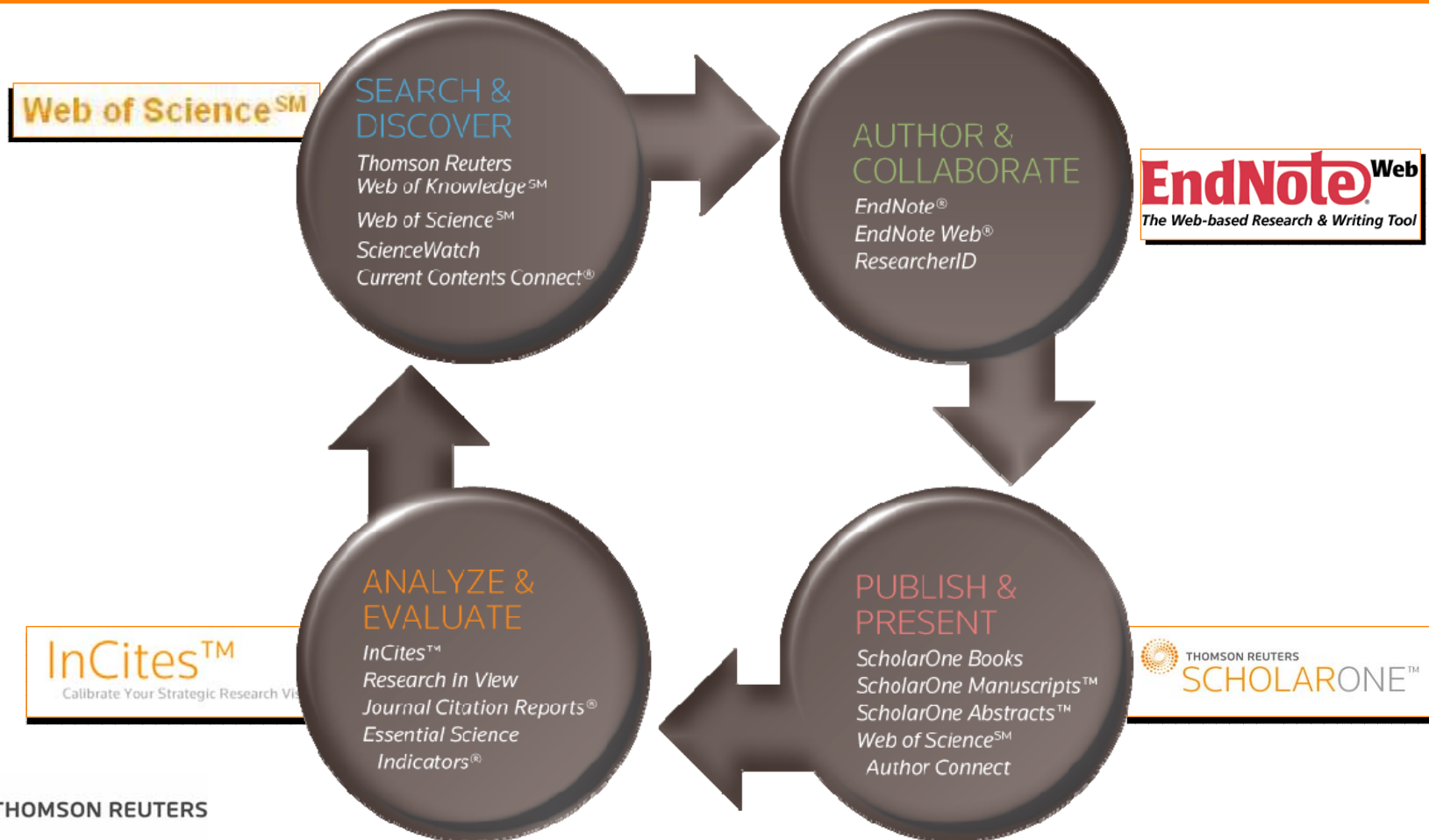


Dr Guillaume Rivalle
Product Specialist



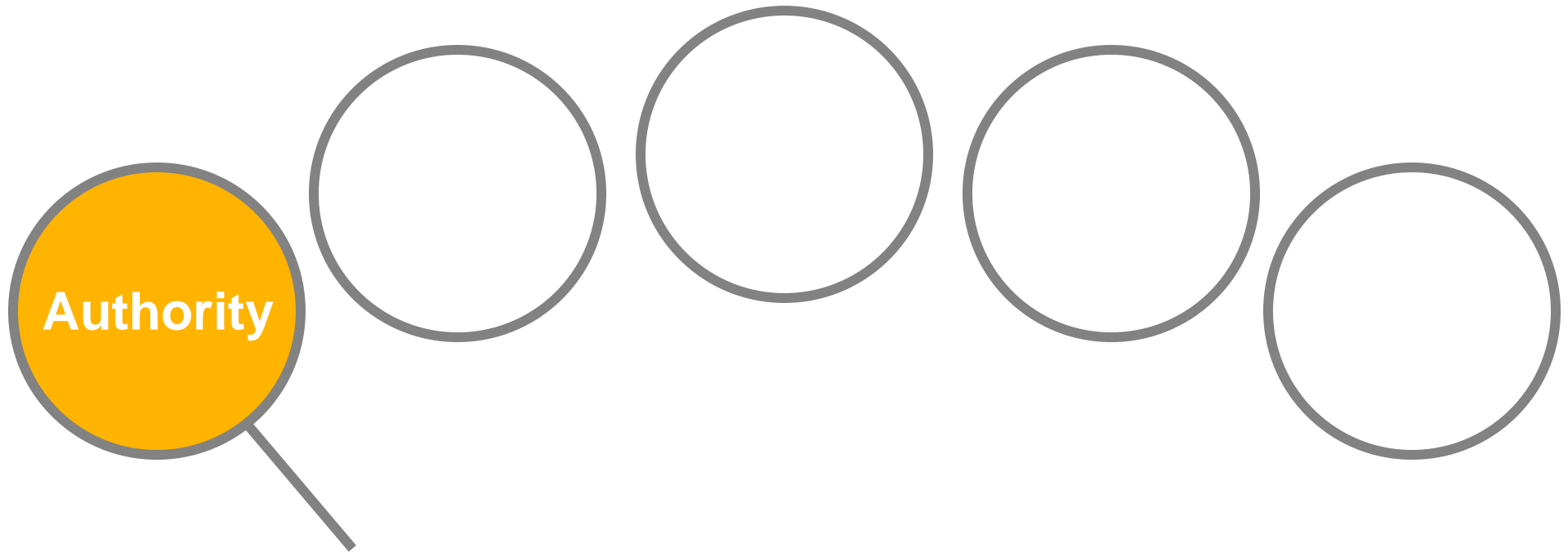
Thomson Reuters: Supporting the entire academic enterprise

Supporting over 5600 universities, governments and research institutions from more than 100 countries



Web of Science

The quality and reliability of metrics is only as good as the data used to generate them



Evaluated authoritative content

- Thomson Reuters specialists evaluate journals of 3300 publishers
- Ongoing **Independent** and **publisher-neutral** evaluation of all types of journal
 - Journals from commercial publishers
 - Academic society journals
 - Open Access journals
 - Electronic only journals etc.

Web of Science

The quality and reliability of metrics is only as good as the data used to generate them

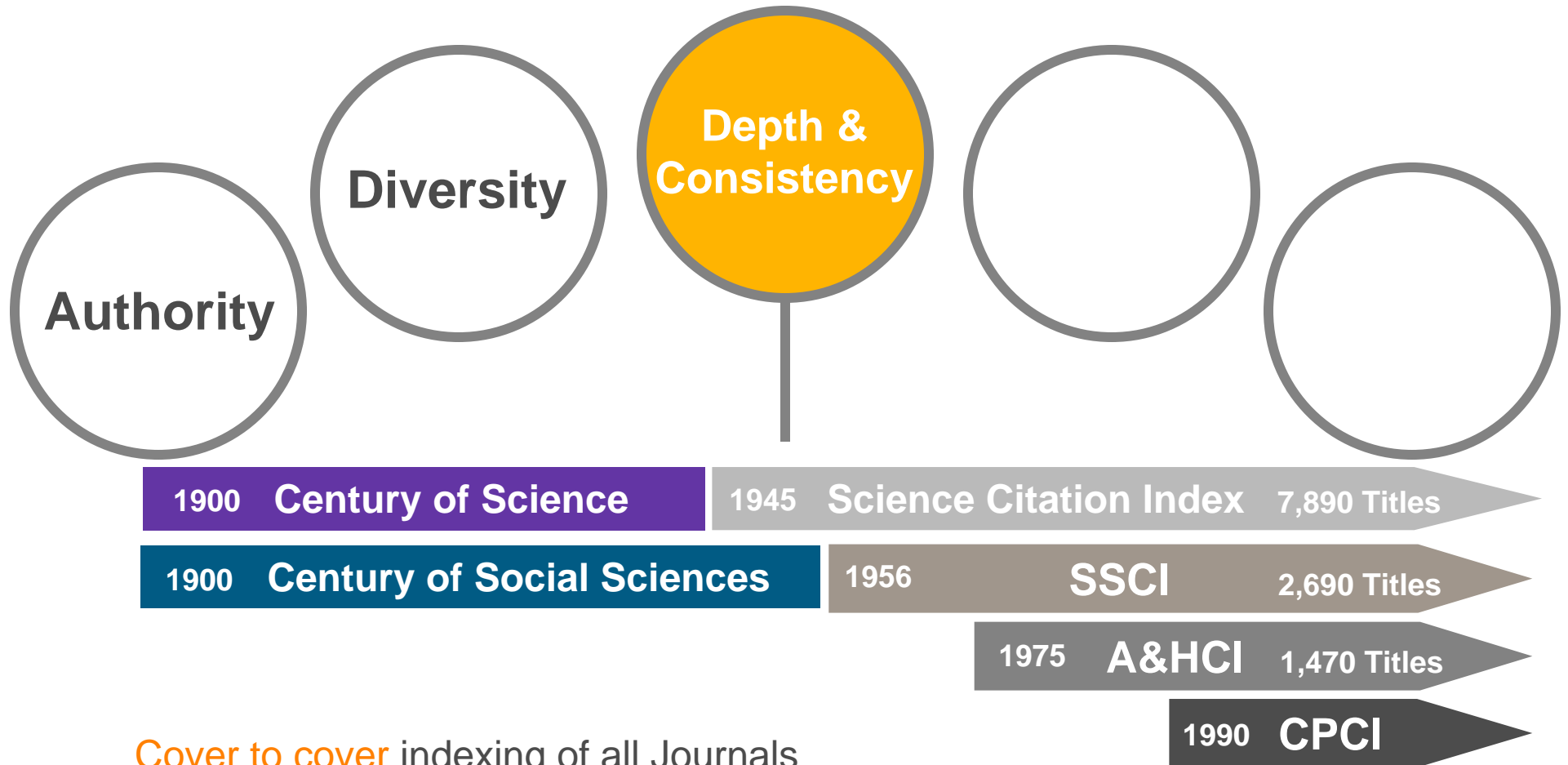


Truly Multidisciplinary

- Journals are selected to provide coverage of **all fields** of scholarly research
- **11,800 journals** in 256 subject categories
 - 7,890 journals in the hard sciences
 - Social sciences – 2,690 journals
 - Arts & humanities – 1,470 journals
- **More than 12,000** conferences annually. Unmatched coverage.
- > **48 million** unique records (**largest** citation database)
- > **1.96 million** records in 2008 (**largest** citation database)

Web of Science

The quality and reliability of metrics is only as good as the data used to generate them



Cover to cover indexing of all Journals

All cited references, back to 1900 (> 700 million searchable cited references)

Indexing of **100%** of available cited references (enables to perform analyses on literature that is not indexed)



The largest citation database available

78964 publications in *Web of Science*, dating back to 1907
 (Serbia/Yugoslavia/Serbia Montenegro)

**ELECTROCATALYSIS BY FOREIGN METAL MONOLAYERS -
 OXIDATION OF FORMIC-ACID ON PLATINUM**

Author(s): ADZIC, RR (ADZIC, RR); SIMIC, DN (SIMIC, DN); DESPIC, AR (DESPIC, AR); DRAZIC,

Aromatic dithio carbamate

Author(s): Losanitsch, SM (Losanitsch, SM)

Source: BERICHTE DER DEUTSCHEN CHEMISCHEN GESELLSCHAFT **Volume:**
 40 **Pages:** 2970-2977 **DOI:** 10.1002/cber.19070400340 **Part:** Part 3 **Published:**

1907

Volume: 65 **Issue:** 2 **Pages:** 587-

75

[Map](#)

**All cited references indexed
 Unique data**

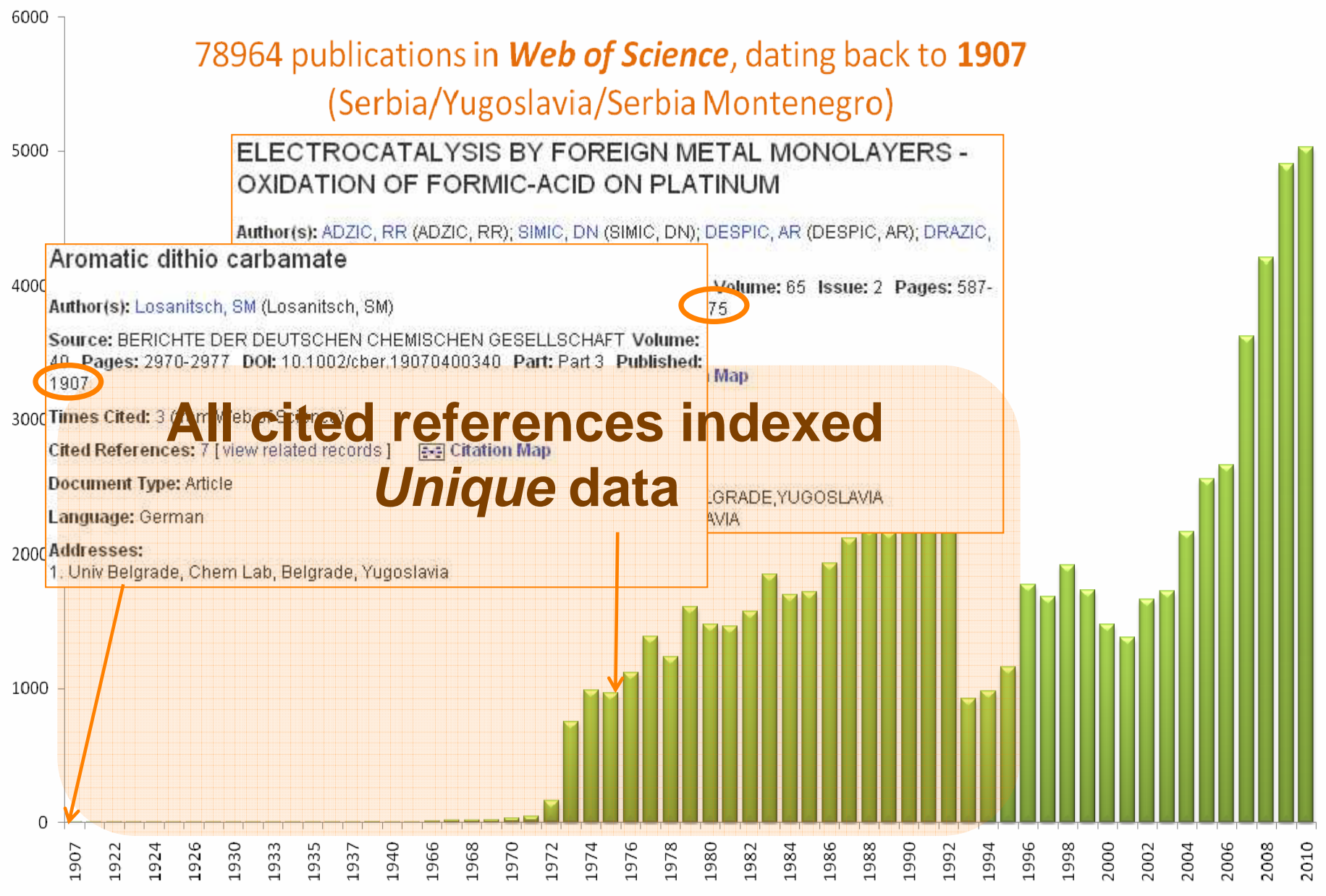
Document Type: Article

Language: German

Addresses:

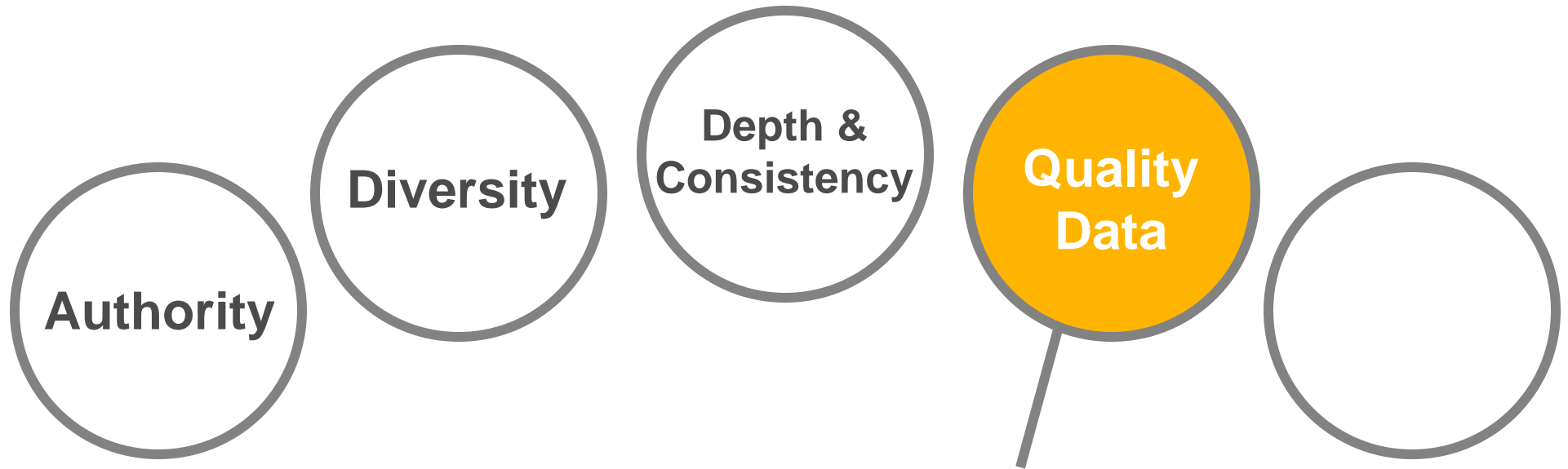
1. Univ Belgrade, Chem Lab, Belgrade, Yugoslavia

BELGRADE, YUGOSLAVIA
 AVIA



Web of Science

The quality and reliability of metrics is only as good as the data used to generate them



- Thomson Reuters captures **all** formal Cited References for **all records**
- **All author names** captured, including the **full name** when available
- Authors are **linked to addresses** making the affiliation clear
- **All addresses** are captured
- **Funding Acknowledgements** are captured for easy identification of grant based research and commercial interests

CMS physics technical design report, volume II: Physics performance

Author(s) Bayatian, GL (Bayatian, G. L.); Chatrchyan, S (Chatrchyan, S.); Hmayakyan, W.; Bergauer, T (Bergauer, T.); Dragicevic, M (Dragicevic, M.); Ero, J (Ero, J.); Friedl, W.; Glaser, P (Glaser, P.); Hrubec, J (Hrubec, J.); Jeitler, M (Jeitler, M.); Krammer, M (Krammer, M.); Mitaroff, W.; Noebauer, T (Noebauer, T.); Pernicka, M (Pernicka, M.); Porth, P (Porth, P.); Taurok, A.; Waltenberger, W (Waltenberger, W.); Walzel, G (Walzel, G.); Widl, E (Widl, E.); Wulz, CE (Wulz, C-E); Fedorov, A (Fedorov, A.); Korzhik, M (Korzhik, M.); Mishevich, O (Mishevich, O.); Zuyevski, R (Zuyevski, R.); Chekhovskiy, V (Chekhovskiy, V.); Dvornikov, O (Dvornikov, O.); Emelianchik, I (Emelianchik, I.); Litomin, A (Litomin, A.); Mossolov, V (Mossolov, V.); Shumeiko, N (Shumeiko, N.); Solin, A (Solun, A.); Stefanovitch, R (Stefanovitch, R.); Gonzalez, JS (Gonzalez, J. Suarez); Tikhonov, A (Tikhonov, A.); Petrov, V (Petrov, V.); D'Hondt, J (D'Hondt, J.); De Weirtdt, S (De Weirtdt, S.); Goorens, R (Goorens, R.); Heyninck, J (Heyninck, J.); Lowette, S (Lowette, S.); Tavernier, S (Tavernier, S.); Van Doninck, W (Van Doninck, W.); Van Lancker, L (Van Lancker, L.);

Source: JOURNAL OF PHYSICS G-NUCLEAR AND PARTICLE PHYSICS
Published: JUN 2007

Times Cited: 332 (from Web of Science)

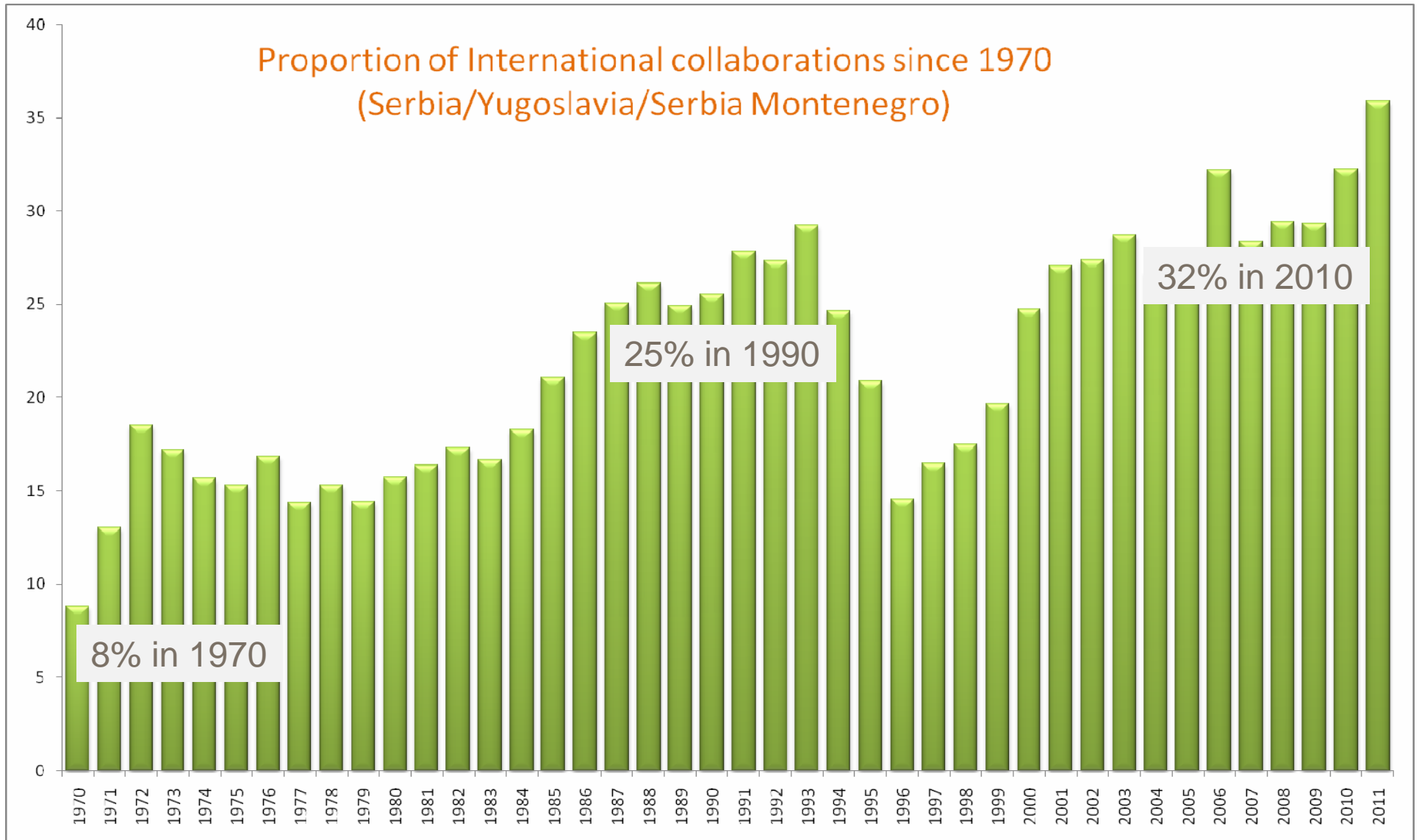
107. Joint Inst Nucl Res, Dubna, Russia
108. Petersburg Nucl Phys Inst, Gatchina, St Petersburg, Russia
109. Inst Nucl Res, Moscow, Russia
110. Swietokrzyska Acad, Inst Phys, Kielce, Poland
111. Warsaw Univ Technol, Inst Elect Syst, Warsaw, Poland
112. Inst Theoret & Expt Phys, Moscow 117259, Russia
113. PN Lebedev Phys Inst, Moscow 117924, Russia
114. State Res Ctr Russian Federat, Inst High Energy Phys, Protvino, Russia
115. Vinca Inst Nucl Sci, Belgrade, Serbia
116. Ctr Invest Energet Medioambientales & Tecnol, Madrid, Spain
117. Univ Autonoma Madrid, Madrid, Spain
118. Univ Oviedo, Oviedo, Spain
119. Univ Cantabria, CSIC, Inst Fis Cantabria, E-39005 Santander, Spain
120. CERN, European Org Nucl Res, CH-1211 Geneva, Switzerland
121. ETH, Inst Particle Phys, Zurich, Switzerland
122. Univ Belgrade, Fac Phys, Belgrade, Serbia
123. Ist Nazl Fis Nucl, ONAF, I-40126 Bologna, Italy
124. Paul Scherrer Inst, Villigen, Switzerland
125. Univ Zurich, Zurich, Switzerland
126. Natl Cent Univ, Chungli 32054, Taiwan
127. Natl Taiwan Univ, Taipei 10764, Taiwan
128. Cukurova Univ, Adana, Turkey
129. Middle E Tech Univ, Dept Phys, TR-06531 Ankara, Turkey
130. Bogazici Univ, Dept Phys, Istanbul, Turkey
131. Natl Acad Sci Ukraine, Inst Single Crystals, Kharkov, Ukraine

(Veddiev, I.); Smida, B (Smida, B.); Amelino, M (Amelino, M.); Chipaux, R (Chipaux, R.); Dejardin, M (Dejardin, M.); Denegri, D (Denegri, D.); Ganjour, S (Ganjour, S.); Gentit, FX (Gentit, F. X.); Givernaud, J (Givernaud, J.); Jarry, P (Jarry, P.); Kircher, F (Kircher, F.); Lemaire, MC (Lemaire, M. C.); Levesy, B (Levesy, B.); Locci, E (Locci, E.); Lottin, JP (Lottin, J. P.); Mandjavidze, I (Mandjavidze, I.); Mur, M (Mur, M.); Pasquetto, E (Pasquetto, E.); Payn, A (Payn, A.); Rander, J (Rander, J.); Raymond, JM (Raymond, J. M.); Rondeaux, F (Rondeaux, F.); Rosowsky, A (Rosowsky, A.); Sun, ZH (Sun, Z. H.); Verrecchia, P (Verrecchia, P.); Baffioni, S (Baffioni, S.); Beaudette, F (Beaudette, F.); Bercher, M (Bercher, M.); Berthon, U (Berthon, U.); Bimbot, S (Bimbot, S.); Bourotte, J (Bourotte, J.); Busson, P (Busson, P.); Cerutti, M (Cerutti, M.);

An important paper, cited 332 times
Hundreds of authors (all indexed)
184 Addresses (all indexed)



International collaborations



Srecko Nedeljkovic (1923-2011)

One of the greatest contributor for
Serbian Medical research



Title: **FLAVONOID INTAKE AND LONG-TERM RISK OF CORONARY-HEART-DISEASE AND CANCER IN THE 7 COUNTRIES STUDY**

Author(s): HERTOGL MGL; KROMHOUT D; ARAVANIS C; et al.

Source: ARCHIVES OF INTERNAL MEDICINE Volume: 155 Issue: 4 Pages: 381-386 DOI: 10.1001/archinte.155.4.381 Published: FEB 27 1995

Times Cited: 1,042 (from Web of Science)



Full Text

View abstract

The most cited Serbian paper

Title: **THE DIET AND 15-YEAR DEATH RATE IN THE 7 COUNTRIES STUDY**

Author(s): KEYS A; MENOTTI A; KARVONEN MJ; et al.

Source: AMERICAN JOURNAL OF EPIDEMIOLOGY Volume: 124 Issue: 6 Pages: 903-915 Published: DEC 1986

Times Cited: 656 (from Web of Science)



Order Full Text

Title: **SERUM TOTAL CHOLESTEROL AND LONG-TERM CORONARY HEART-DISEASE MORTALITY IN DIFFERENT CULTURES - 25-YEAR FOLLOW-UP OF THE 7-COUNTRIES STUDY**

Author(s): VERSCHUREN WMM; JACOBS DR; BLOEMBERG BPM; et al.

Source: JAMA- JOURNAL OF THE AMERICAN MEDICAL ASSOCIATION Volume: 274 Issue: 2 Pages: 131-136 DOI: 10.1001/jama.274.2.131

Published: JUL 12 1995

Times Cited: 375 (from Web of Science)



Full Text

View abstract

Title: **DIETARY SATURATED AND TRANS-FATTY-ACIDS AND CHOLESTEROL AND 25-YEAR MORTALITY FROM CORONARY-HEART-DISEASE - THE 7 COUNTRIES STUDY**

Author(s): KROMHOUT D; MENOTTI A; BLOEMBERG B; et al.

Source: PREVENTIVE MEDICINE Volume: 24 Issue: 3 Pages: 308-315 DOI: 10.1006/pmed.1995.1049 Published: MAY 1995

Times Cited: 223 (from Web of Science)



Full Text

View abstract

Title: **THE 7 COUNTRIES STUDY - 2,289 DEATHS IN 15 YEARS**

Author(s): KEYS A; MENOTTI A; ARAVANIS C; et al.

Source: PREVENTIVE MEDICINE Volume: 13 Issue: 2 Pages: 141-154 DOI: 10.1016/0091-7435(84)90047-1 Published: 1984

Times Cited: 216 (from Web of Science)



Full Text



Srecko Nedeljkovic (1923-2011)

A tremendous impact on the international research community



51 papers indexed in the Web of Science since 1981
They have been cited **3400** times since 1985

In high impact Journals

Lancet
Jama
Am J of clinical Nutrition
Circulation
European Heart Journal
Int Journal of
Epidemiology
Journal of Nutrition
British Journal of Nutrition
Food Chemistry
Preventive Medicine

In 88 Countries

Usa 30%
Italy 10%
Spain 7.5%
Japan 7%
England 6%
Netherlands 6%
Greece 5%
France 5%
Germany 4.8%
Finland 4.6%

...

By recognized institutions

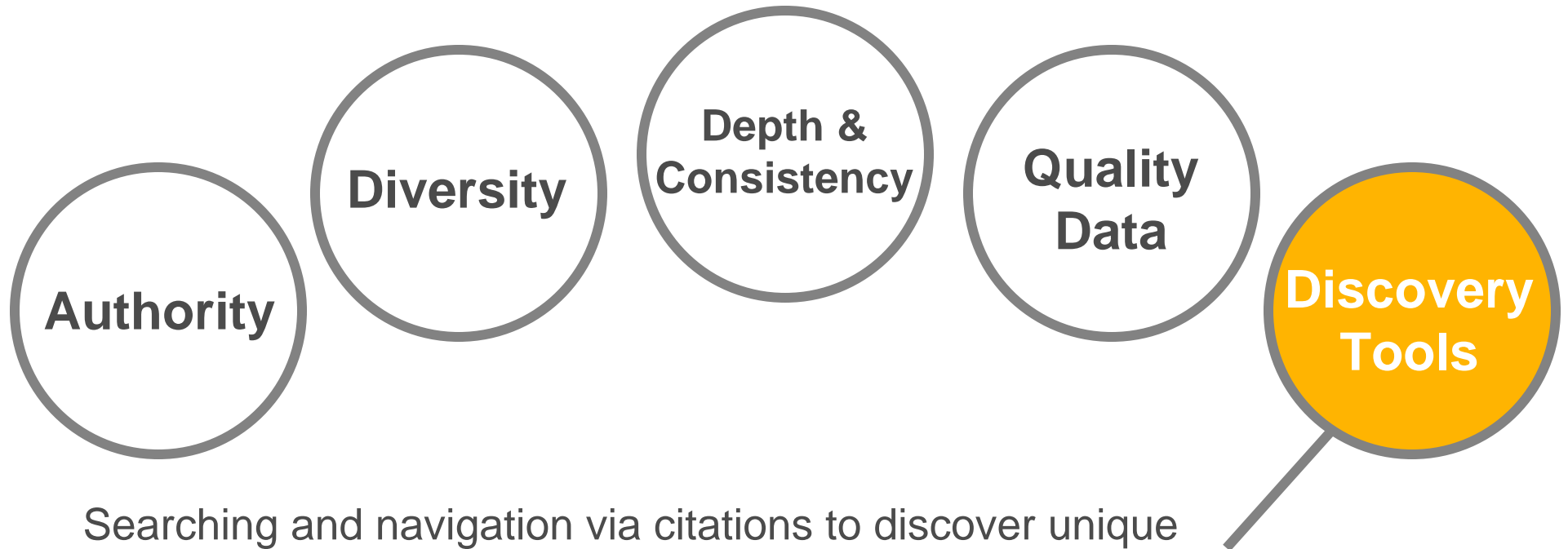
Harvard University
Columbia University
INRA
London Imperial College
Milan University
Tech University Munich
UCLA
Cambridge University
Kyoto University
Toronto University

...



Web of Science

The quality and reliability of metrics is only as good as the data used to generate them



Searching and navigation via citations to discover unique research and evaluate the impact of research

Visualization & reporting tools help identify trends and generate reports

- Analyze & Refine tools, Citation Report, Citation Map

Integration with *ISI Web of Knowledge* resources to aid the entire research cycle

- EndNote Web, ResearcherID
- Single article level classification scheme across all resources

Bibliometrics

“If you can measure that of which you speak, and can express it by a number, you know something of your subject; but if you cannot measure it, your knowledge is meager and unsatisfactory”

- Lord Kelvin (William Thomson)



Citation metrics are:

Transparent

Repeatable

Easily understood


Research Analytics

The Thomson Reuters Data Foundation

Thomson Reuters' publication and citation metrics are an important piece of many published research assessments throughout the world.



- US National Science Foundation Science & Engineering Indicators
- European Commission: European Union Science & Technology Indicators



- Times Higher Education World University Rankings "powered by Thomson Reuters"



- Also used by government entities in France, Australia, Italy, Japan, UK, Portugal, Norway, Spain, Belgium, South Korea, Canada, and more, to shape higher education policy.



- Agence d'évaluation de la recherche et de l'enseignement



We successfully predicted 9 Nobel prize 2011 winners



NOBEL PREDICTIONS HOME

2011 PREDICTIONS

ESSAYS & INTERVIEWS

Process Essay

Looking Back Essay

Interviews

Podcasts


WHO WILL WIN THE NEXT NOBEL PRIZE?

Can the winners of the Nobel Prize be correctly predicted? Since 1989, Thomson Reuters has developed a list of likely winners in medicine, chemistry, physics, and economics. Those chosen are named Thomson Reuters Citation Laureates — researchers likely to be in contention for Nobel honors based on the citation impact of their published research.

SEE HOW THE CITATION LAUREATES ARE CHOSEN! ▶





























WHO WILL WIN THE NEXT NOBEL PRIZE?

 **JOIN THE CONVERSATION** ▶



Serbia's Highly Cited Papers

	View	Field	Papers	Citations	Citations Per Paper
1	 	AGRICULTURAL SCIENCES	403	798	1.98
2		BIOLOGY & BIOCHEMISTRY	1,066	1,812	1.79
3	 	CHEMISTRY	1,066	1,812	1.56
4	 	CLIMATE	1,066	1,812	1.09
5	 	COMPUTER SCIENCE	1,066	1,812	1.51
6	 	ENGINEERING	1,066	1,812	1.66
7		ENVIRONMENTAL SCIENCES	1,066	1,812	1.48
8	 	MATERIALS SCIENCE	1,066	1,812	1.18
9	 	MATHEMATICS	810	2,754	3.40
10		NEUROSCIENCE & BEHAVIOR	174	900	5.17
11		PHARMACOLOGY & TOXICOLOGY	296	960	3.24
12	 	PHYSICS	1,095	3,075	2.81
13	 	PLANT & ANIMAL SCIENCE	791	1,136	1.44
14		PSYCHIATRY/PSYCHOLOGY	170	189	1.11
15		SOCIAL SCIENCES, GENERAL	231	263	1.14
16	 	SPACE SCIENCE	127	353	2.78

In the past 10 years, Serbia has published many *Highly Cited Papers* in various disciplines: 114 Serbian publications are within the 1% of the most influential papers of the past decade




Serbia's Hot Papers

HOT PAPERS FOR (SERBIA)

Sorted by: Citations


1 - 14 (of 14) Page 1 of 1

1 Citations: 75 

Title: BANDGAP OPENING IN GRAPHENE INDUCED BY PATTERNED HYDROGEN ADSORPTION

Authors: BALOG R; JORGENSEN B; NILSSON L; [ANDERSEN M.](#) RIENKS E; [BIANCHI M.](#) FANETTI M; [LAEGSGAARD E.](#) BARALDI A; LIZZIT S; SLJIVANCANIN Z; [BESENBACHER F.](#) [HAMMER B.](#) PEDERSEN TG; HOFMANN P; HORNEKAER L

Source: [NAT MATER](#) 9 (4): 315-319 APR 2010



In the past 2 years, Serbia has published 14 articles that are within the **0.1%** of the world's most cited articles in the last two months.



A famous indicator: The Journal Impact Factor

- The journal impact factor is a measure of the frequency with which the "average article" in a journal has been cited in a particular year.
- One common misuse of the IF is to evaluate papers, or *people*
- An IF value has to be placed into a *disciplinary* context
- Is an Impact Factor of 1.294 a good IF?

Rank in Category: Journal of Mining and Metallurgy Section B-Metallu...

Journal Ranking ⓘ

For 2010, the journal **Journal of Mining and Metallurgy Section B-Metallu...** has an Impact Factor of **1.294**.

This table shows the ranking of this journal in its subject categories based on Impact Factor.

Category Name	Total Journals in Category	Journal Rank in Category	Quartile in Category
METALLURGY & METALLURGICAL ENGINEERING	76	12	Q1

A famous indicator: The H index

Rank	Author A	Author B
1	24	1,020
2	20	220
3	18	110
4	12	11
5	6	4
6	3	2
7	2	1
8	1	0
9	1	0
10	0	0

----- h-index: 5

----- h-index: 4

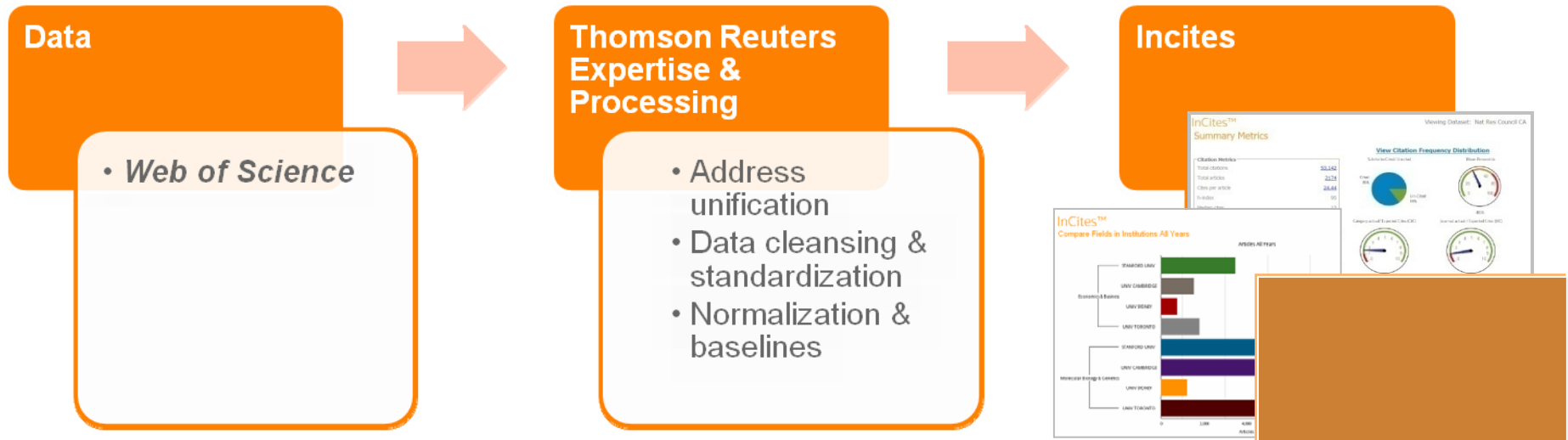
The h-index, while being a very informative metric, does not take into account this uneven distribution.

Many articles are not included in the calculation

**A single indicator is not enough.
A combination of metrics is necessary for a meaningful analysis of a given situation**



From Web of Science to Incites



- For more than four decades Thomson Reuters has provided a wide range of tools and services supporting accurate and effective research evaluation.
- Our specialist work with Web of Science data and ensure maximum standardization and unification before delivery to customers.
- Thomson Reuters offers not just simple counts and averages, but real “metrics” founded on baselines for comparison and normalized statistics.



Thomson Reuters Research Analytics: Creation of “Real Metrics”

Web of Science full record:

Neuronal calcium mishandling and the pathogenesis of Alzheimer's disease

Full Text S-F-X NCBI Print E-mail Add to Marked List Save to EndNote Web

Holdings Go Save to EndNote, RefMan, ProCite more options

Author(s): Bezprozvanny I (Bezprozvanny, Ilya)¹, Mattson MP (Mattson, Mark P.)²

Source: TRENDS IN NEUROSCIENCES Volume: 31 Issue: 9 Pages: 454-463 Published: SEP 2008

Times Cited: 87 References: 89 Citation Map

Abstract: Perturbed With advancing age function of proteins induce Ca²⁺ influx i membrane, thereby precursor protein ar respectively. Emerg preventative and the

Document Type: Review

Language: English

KeyWords Plus: AMYLOID-BETA-PEPTIDE; CULTURED HIPPOCAMPAL-NEURONS; KNOCK-IN MICE; CORTICAL-NEURONS; PRECURSOR PROTEIN; TRANSGENIC MICE; MOUSE MODEL; MITOCHONDRIAL DYSFUNCTION; NICOTINIC RECEPTORS; RYANODINE RECEPTOR

Reprint Address: Bezprozvanny, I (reprint author), Univ Texas SW Med Ctr Dallas, Dept Physiol, Dallas, TX 75390 USA

Addresses:
1. Univ Texas SW Med Ctr Dallas, Dept Physiol, Dallas, TX 75390 USA
2. NIA, Neurosci Lab, Intramural Res Program, Baltimore, MD 21224 USA

E-mail Addresses: ilya.bezprozvanny@utsouthwestern.edu, mattsonm@grc.nia.nih.gov

Funding Acknowledgement:

Funding Agency	Grant Number
----------------	--------------

Cited by: 87
This article has been cited 87 times (from Web of Science).
Goussakov I, Miller MB, Stutzmann GE NMDA-Mediated Ca²⁺ Influx Drives Aberrant Ryanodine Receptor Activation in Dendrites of Young Alzheimer's Disease Mice JOURNAL OF NEUROSCIENCE 30 36 12128-12137 SEP 8 2010
Knott AB, Bossy-Wetzel E Impact of nitric oxide on metabolism in health and age-related disease DIABETES OBESITY & METABOLISM 12 126-133 Suppl. 2 OCT 2010
Nelson O, Supnet C, Liu HR, et al. Familial Alzheimer's Disease Mutations in Presenilins: Effects on Endoplasmic Reticulum Calcium Homeostasis and Correlation with Clinical Phenotypes JOURNAL OF ALZHEIMERS DISEASE 21 3 781-793 2010

[view all 87 citing articles]
Create Citation Alert

Related Records:
Find similar records based on shared references (from Web of Science).
[view related records]

Web of Science presents Actual Citations for published works.
But -- just how “highly cited” is this paper?

Thomson Reuters Research Analytics: Creation of “Real Metrics”

Putting a citation number into a meaningful context:

- Same type of document (Review)
- Same Publication year (2008)
- Same field (Neurosciences)

*The Expected citation rate
for this publication is X*

We calculate
the ratio

$$\frac{87}{X}$$

If this ratio is above 1 then we find a performance above average in terms of citation of publications within a category.

If this ratio is below 1 then we find a performance below average in terms of citation of publications within a category.

Who are our most productive and influential researchers?

Author Ranking (source articles)

Rank determined by total citations

Sort By: **Total Citations**

Rank	Author	Total Citations	Total Articles	Avg Cites per Article	h-index	Journal actual / Expected Cites (JXC)	Category actual / Expected Cites (CXC)	Mean Percentile
1	THOMAS, DY	8,938	159	56.21	53	1.08	2.10	28.02
2	CYGLER, M	5,818	148	39.31	34	1.31	2.07	41.48
3	MASSIE, B	4,292	113	37.98	34	1.47	2.27	30.99
4	LUONG, JHT	3,470	188	18.46	32	1.03	1.31	36.64
5	WHITEWAY, M	3,398	91	37.34	30	1.04	2.03	33.78
6	DIGNARD, D	3,116	40	77.90	27	1.39	3.08	19.89
7	BANVILLE, D	3,088	62	49.81	29	1.20	1.92	33.66
8	SHEN, SH	2,925	90	32.50	29	0.85	1.46	41.53
9	SCHRAG, JD	2,707	44	61.52	21	1.48	2.76	28.06
10	BERGERON, JJM	2,702	43	62.84	24	1.25	2.91	20.89
11	MOSSER, DD	2,555	23	111.09	18	2.63	4.09	19.42
12	BROUSSEAU, R	2,421	101	23.97	29	1.06	1.06	34.51
13	STORER, AC	2,404	68	35.35	29	1.11	1.11	33.78
14	LEBERER, E	2,328	38	61.26	23	0.91	0.91	33.78
15	VERNET, T	2,206	38	58.05	25	1.21	1.21	33.78
16	MENARD, R	2,052	74	27.73	27	1.11	1.11	33.78
17	HAWARI, J	2,036	127	16.03	24	1.32	1.77	33.78
18	MASSON, L	1,953	78	25.04	25	1.29	1.75	31.93
19	GROCHULSKI, P	1,664	15	110.93	12	2.66	4.74	14.07
20	TESSIER, DC	1,554	34	45.71	23	1.22	1.88	24.34

A baseline of 1.0 represents average influence for a body of published work.

Which collaboration is leading to research with the greatest impact?

Print Excel Pdf

Viewing Dataset: University of Houston: Address Search Dataset

COLLABORATING INSTITUTIONS

Sort By: Times Cited

Rank	Institution	Times Cited	Web of Science Documents	Average Cites per Document	h-index	Journal Actual/Expected Citations	Category Actual/Expected Citations	Average Percentile
1	UNIV HOUSTON	402,374	31,036	12.96	180	1.02	1.43	43.41
2	RICE UNIV	59,284	6,275	9.45	93	1.37	2.34	42.33
3	UNIV CALIF BERKELEY	22,437	681	32.95	70	1.63	3.47	26.08
4	INDIANA UNIV	19,441	654	29.73	67	1.58	3.40	29.44
5	BROOKHAVEN NATL LAB	19,366	570	33.98	67	1.57	3.46	25.90
6	UNIV CALIF LOS ANGELES	19,026	490	38.83	69	2.13	4.44	25.41
7	TEXAS A&M UNIV	18,475	647	28.55	65	1.47	2.71	33.00
8	UNIV TEXAS HLTH SCI CTR HOUSTON	17,289	1,148	15.06	61	1.07	1.41	40.91
9	BAYLOR COLL MED	17,164	1,061	16.18	60	1.06	1.54	42.01
10	UNIV WASHINGTON	16,258	506	32.13	62	1.92	4.08	29.21
11	MICHIGAN STATE UNIV	15,858	491	32.30	60	1.62	3.67	27.32
12	PURDUE UNIV	14,757	514	28.71	58	1.80	3.93	31.71
13	UNIV ILLINOIS	14,456	617	23.43	57	1.20	2.41	33.10
14	INST HIGH ENERGY PHYS	14,198	438	32.42	56	1.74	4.00	26.06
15	UNIV CALIF DAVIS	14,053	330	42.58	59	1.74	3.94	22.30
16	UNIV TEXAS	13,300	550	24.18	55	1.21	1.54	34.55
17	UNIV TEXAS AUSTIN	13,011	457	28.47	56	2.21	3.92	33.69
18	YALE UNIV	12,505	244	51.25	61	2.24	5.07	22.02

How can we identify our strengths and weaknesses in different disciplines?

In which field are we publishing the most?
 In which field do we have the strongest average impact?
 In which field(s) are we better than our peers?

Rank	Subject Area	Times Cited	Web of Science Documents	Average Cites per Document	h-index	Journal Actual/Expected Citations	Category Actual/Expected Citations	Average Percentile
1	PSYCHIATRY	4,532	264	17.17	37	1.32	1.54	47.04
2	PUBLIC, ENVIRONMENTAL & OCCUPATIONAL HEALTH	4,468	216	20.69	31	1.35	1.71	46.80
3	BIOCHEMISTRY & MOLECULAR BIOLOGY	3,135	155	20.23	31	1.19	1.22	52.40
4	ENVIRONMENTAL SCIENCES	1,875	150	12.50	25	1.23	2.14	48.77
5	WATER RESOURCES	570	145	3.93	14	1.36	1.12	63.85
6	ENGINEERING, CIVIL	646	140	4.61	15	1.70	1.50	54.64
7	MEDICINE, GENERAL & INTERNAL	1,299	136	9.55	19	1.46	0.81	49.58
8	PHARMACOLOGY & PHARMACY	1,891	111	17.04	22	1.32	1.88	55.86
9	OPTICS	2,044	103	19.84	18	2.04	3.26	49.85
10	PHYSICS, APPLIED	1,636	88	18.59	23	2.27	5.75	49.69
11	MATERIALS SCIENCE, MULTIDISCIPLINARY	758	87	8.71	12	2.19	3.72	67.62
11	SUBSTANCE ABUSE	2,269	87	26.08	29	1.35	1.80	25.55
13	NEUROSCIENCES	1,196	86	13.91	18	0.86	1.24	59.39
14	ENGINEERING							56.51
15	ENGINEERING							63.92

« Peers » = Institutions publishing the same type of documents, at the same time, and in the same field

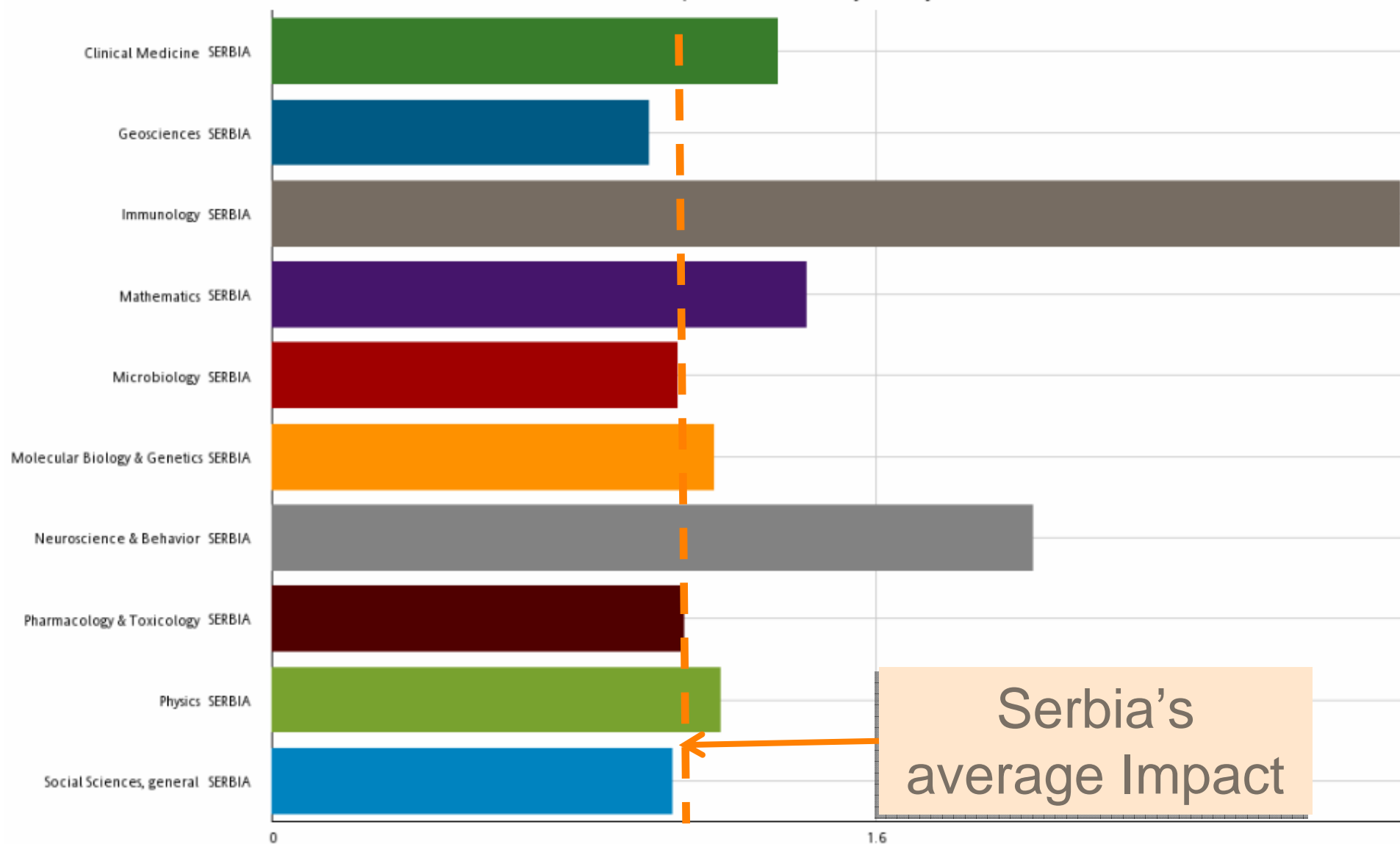


Where is our research funding coming from? Are these funding generating good impact?

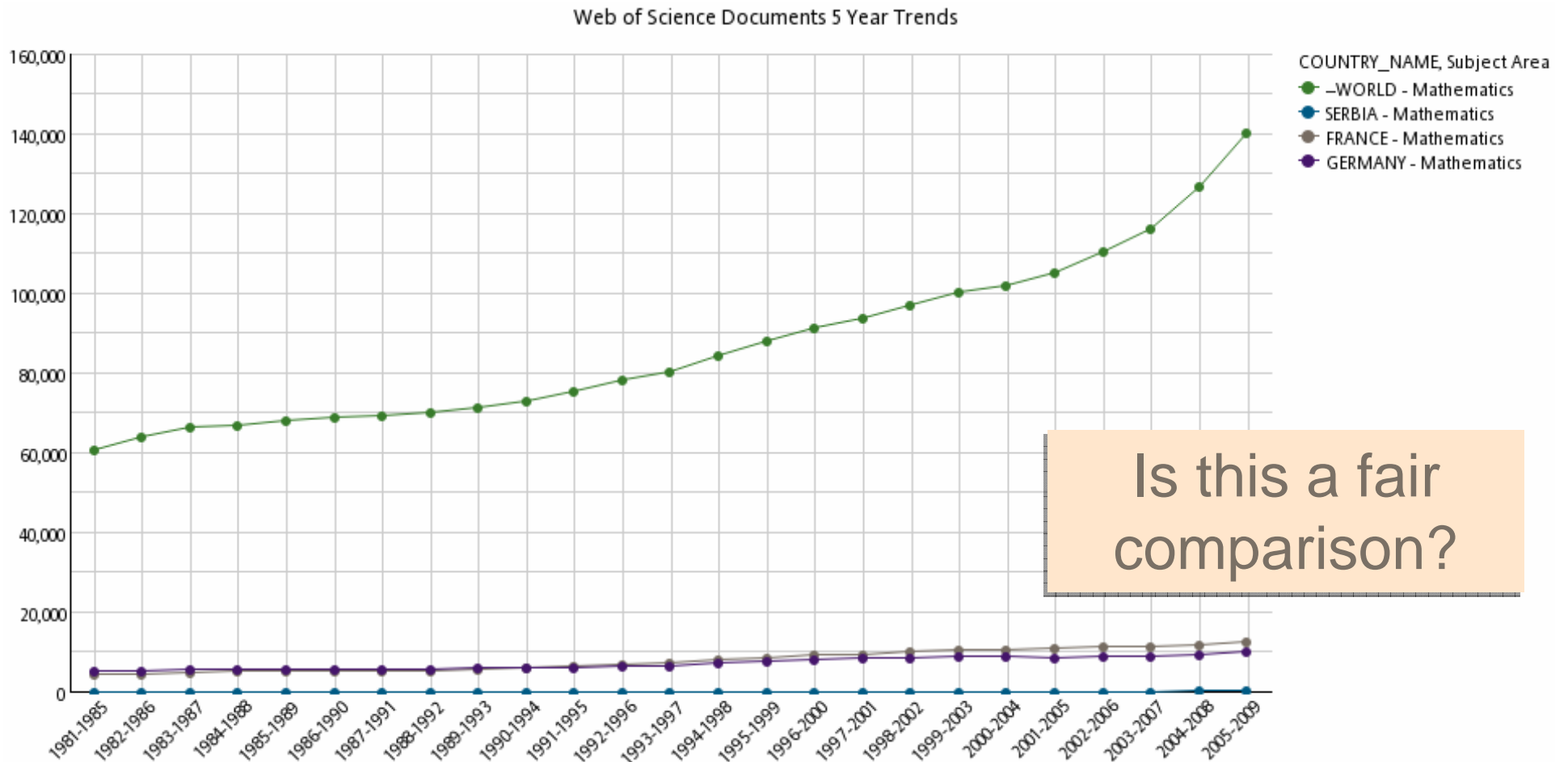
Rank	Funding Agency	Web of Science Documents	Times Cited	Average Cites per Document	Subject Areas Count	Grant Numbers Count
1	Polish Ministry of Science and Higher Education	772	1,204	1.56	119	652
2	Polish State Committee for Scientific Research	248	346	1.40	94	234
3	European Union	176	466	2.65	77	108
4	Foundation for Polish Science	88	180	2.05	52	5
5	[no funding agency provided]	77	223	2.90	57	88
6	National Science Foundation	69	408	5.91	42	65
7	European Commission	63	239	3.79	51	47
8	German Research Foundation	60	463	7.72	34	37
9	Russian Foundation for Basic Research	59	135	2.29	26	57
10	Polish Academy of Sciences	56	43	0.77	49	8
11	Polish Ministry of Education and Science	49	60	1.22	39	48
12	U.S. Department of Energy	38	313	8.24	21	29
13	European Community	31	95	3.06	30	22
14	National Institutes of Health	30	125	4.17	23	41
14	Natural Sciences and Engineering Research Council of Canada	30	81	2.70	28	3
15	National Center for Scientific Research	28	81	2.89	22	2
15	Polish Ministry of Scientific Research and Information Technology	28	12	0.43	29	27

How can we identify our strengths and weaknesses in different disciplines?

Impact Relative To Country/Territory Most Recent 5 Years Cumulative

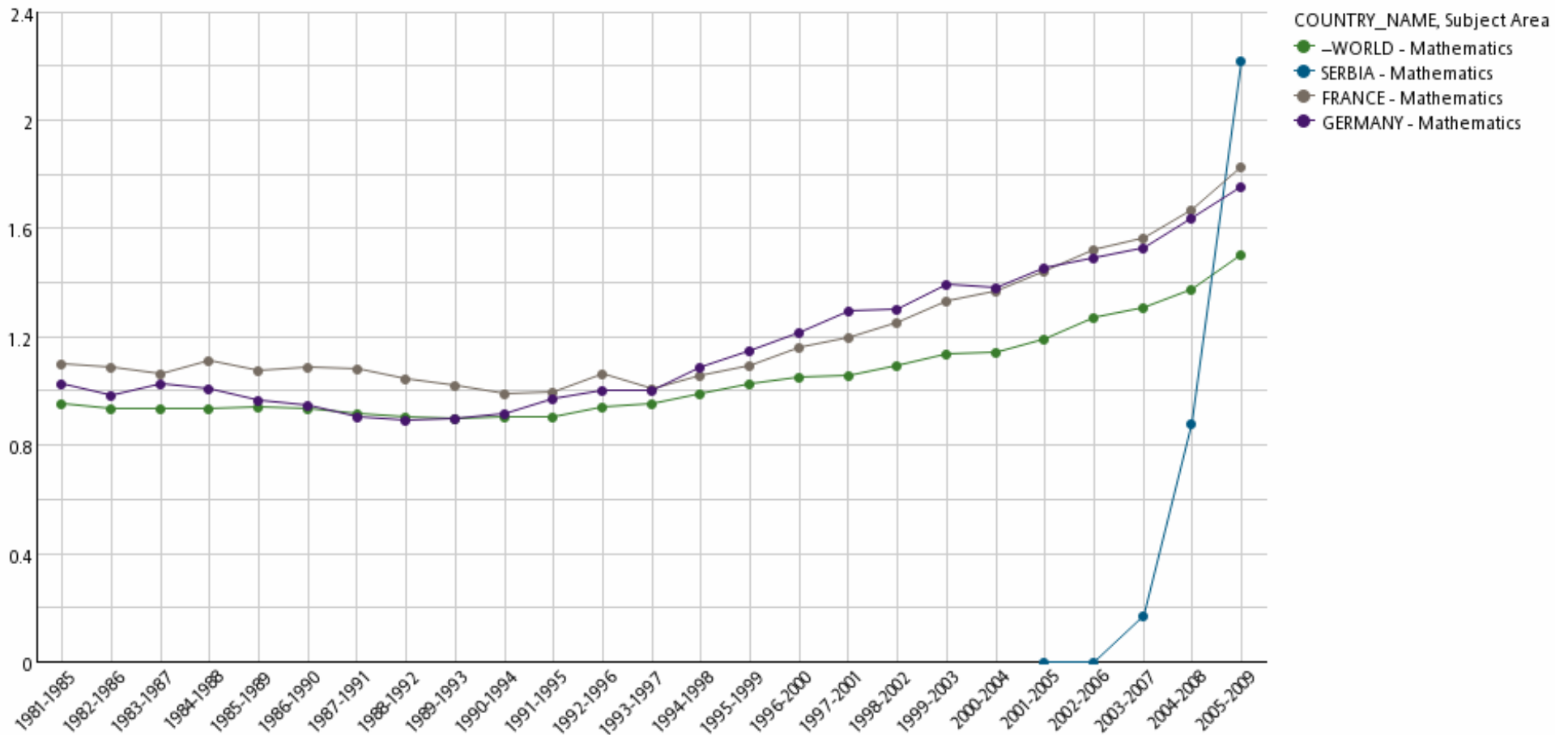


What is our production in one field, compared to other countries?



What is our impact in one field, compared to other countries?

Impact 5 Year Trends

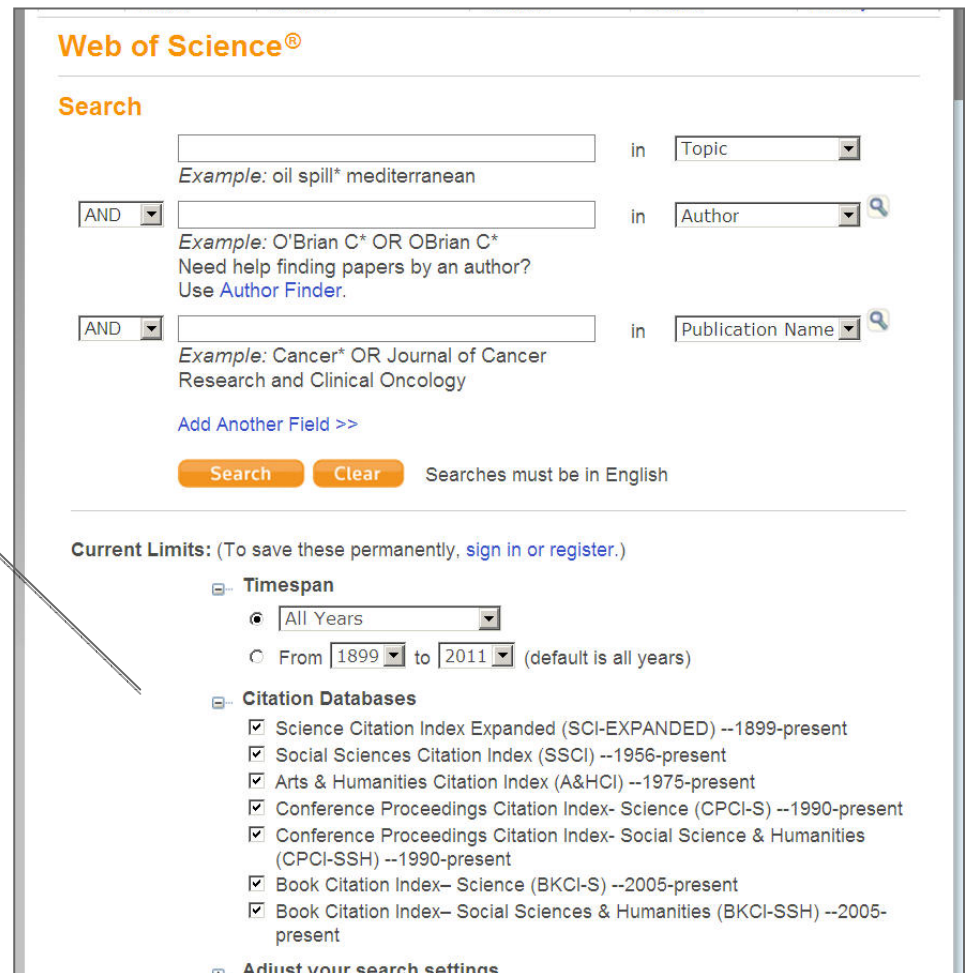


WEB OF SCIENCE

Introducing The Book Citation Index

The influence of scholarly books is clear, as is their integration with journal and proceedings literature.

We will bring these resources together in web of knowledge, with introduction of the book citation index into web of science later this year.



Web of Science®

Search

in

Example: oil spill mediterranean*

in

Example: O'Brian C OR OBrian C**
Need help finding papers by an author?
Use [Author Finder](#).

in

Example: Cancer OR Journal of Cancer
Research and Clinical Oncology*

[Add Another Field >>](#)

Searches must be in English

Current Limits: (To save these permanently, [sign in](#) or [register](#).)

Timespan

- All Years
- From to (default is all years)

Citation Databases

- Science Citation Index Expanded (SCI-EXPANDED) --1899-present
- Social Sciences Citation Index (SSCI) --1956-present
- Arts & Humanities Citation Index (A&HCI) --1975-present
- Conference Proceedings Citation Index- Science (CPCI-S) --1990-present
- Conference Proceedings Citation Index- Social Science & Humanities (CPCI-SSH) --1990-present
- Book Citation Index- Science (BKCI-S) --2005-present
- Book Citation Index- Social Sciences & Humanities (BKCI-SSH) --2005-present

[Adjust your search settings](#)

WEB OF SCIENCE

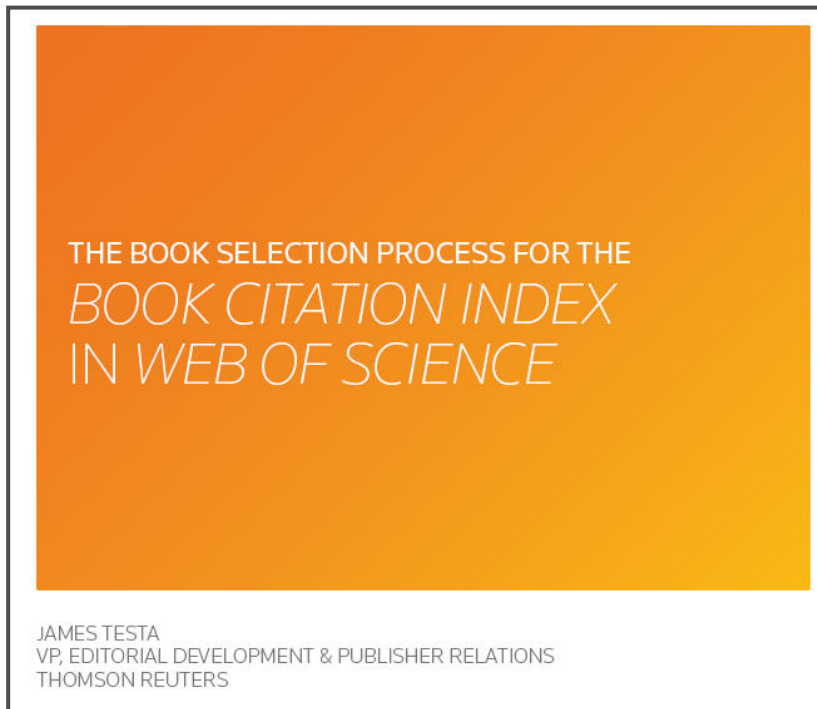
Introducing The Book Citation Index

- Science and Social Science and Humanities
 - coverage includes publications back to 2003
- Content will be comprised of scholarly books, both electronic and print, that present fully referenced articles of original research, or reviews of the literature.
 - Both multi-authored and single-authored
 - Series and non-series
- Full indexing of Books and individually-authored Book Chapters.
 - Capture of all fundamental bibliographic information as well as ***author cited references***.



WEB OF SCIENCE

Introducing The Book Citation Index



As with everything Thomson Reuters does with content, quality is extremely important. All books will be reviewed by our Editorial staff.

http://wokinfo.com/products_tools/multidisciplinary/bookcitationindex/

WEB OF SCIENCE

Introducing The Book Citation Index

- 30,000 books (10,000 new books added each year)
- Reciprocal links to/from book records and book chapters

SUBJECT AREA	COVERAGE
Social & Behavioral Sciences	40%
Arts & Humanities	18%
Engineering/Computing/Technology	13%
Physics/Chemistry	12%
Clinical Medicine	6%
Life Sciences	6%
Agriculture/Biology	5%

To Date:

Social Sciences + Arts & Humanities **58%**

Natural Sciences **42%**



WEB OF SCIENCE

Introducing The Book Citation Index

The image shows a screenshot of a Web of Science record for a book chapter. The main record is for 'THE TARGETS OF SOCIAL MOVEMENTS: BEYOND A F...' by Van Dyke, N. The 'Source' field is highlighted with an orange box and contains 'AUTHORITY IN CONTENTION'. An inset window shows the record for the entire book series, 'Authority in Contention', edited by Myers, DJ; Cress, DM. The inset record shows 'Source: AUTHORITY IN CONTENTION Book Series: Research in Social Movements Conflicts and Change Series Volume: 25 Pages: 1-305 Published: 2004'. A large orange box at the bottom right contains the text: 'From this record for a book chapter, we can easily navigate to the record for the entire volume of the series...'

Web of Science®
Record 20 of 6,430 | Record from Web of Science®

Order Full Text | Links | Save to: EndNote Web | EndNote | RefWorks | ResearcherID | more options

Holdings | Go

THE TARGETS OF SOCIAL MOVEMENTS: BEYOND A F...

Author(s): Van Dyke, N (Van Dyke, Nella); Soule, SA (Soule, Sarah A.)¹; Taylor, VA (Taylor, Virginia)

Editor(s): Myers, DJ; Cress, DM

Source: AUTHORITY IN CONTENTION Book Series: Research in Social Movements Conflicts and Change Series Volume: 25 Pages: 1-305 Published: 2004

Times Cited: 10 (from Web of Science)

Cited References: 106 [view related records] Citation Map

Abstract: Among students of social movements, the prevailing view is that, in Western democracies, social movements target the state and its institutions. Recently scholars have questioned this definition of social movements, arguing that public protest is also used to pressure authorities in institutional arenas not directly linked to the state. This debate by examining the targets of recent social movements. Our analysis draws from data on social movements organized around a number of different issues. We find that, although virtually all social movements direct some public protest at the state, there is considerable variation in the targets of protest. Environmental, peace, international human rights, single-policy, and ethnic movements appeal to the government, while the civil rights, gay and lesbian, and the women's movements appeal to other, non-state institutions. Our analysis calls into question excessively state-centered definitions of social movements that view social movement activity as directed primarily at the formal political domain.

Document Type: Article; Book Chapter

Language: English

KeyWords Plus: LOCAL NEWSPAPER COVERAGE; CIVIL-RIGHTS-MOVEMENT; INSTITUTIONAL POLITICS; SELECTION BIAS; UNITED-STATES; GAY MOVEMENT; PROTEST; IDENTITY; MISSISSIPPI; POLICY

Reprint Address: Van Dyke, N (reprint author), Washington State Univ, Dept Sociol, Pullman, WA 99164 USA

Addresses:
1. Univ Arizona, Tucson, AZ 85721 USA
2. Univ Calif Santa Barbara, Santa Barbara, CA 93106 USA

Publisher: EMERALD GROUP PUBLISHING LIMITED, HOWARD HOUSE, WAGON LANE, BINGLEY, W YORKSHIRE BD16 1WA, ENGLAND

IDS Number: BLU91

ISSN: 0163-786X

ISBN: 978-0-7623-1037-1

Web of Science®
Record 1 of 1 | Record from Web of Science®

Links | Save to: EndNote Web | EndNote | RefWorks | ResearcherID | more options

Authority in Contention

Editor(s): Myers, DJ; Cress, DM

Source: AUTHORITY IN CONTENTION Book Series: Research in Social Movements Conflicts and Change Series Volume: 25 Pages: 1-305 Published: 2004

Times Cited: 0 (from Web of Science)

Document Type: Book

Book Chapter Count: 12

Language: English

Publisher: EMERALD GROUP PUBLISHING LIMITED, HOWARD HOUSE, WAGON LANE, BINGLEY, W YORKSHIRE BD16 1WA, ENGLAND

IDS Number: BLU91

ISSN: 0163-786X

ISBN: 978-0-7623-1037-1

Times Cited: 0
This article has been cited 0 times in Web of Knowledge.
Create Citation Alert

Related Records:
Find similar Web of Knowledge records based on shared references.

Cited References: 0

Additional information

Suggest a correction

Find similar Web of Knowledge records based on shared references. [view related records]

WEB OF SCIENCE

Introducing The Book Citation Index

This article has been cited by articles indexed in the databases listed below. [\[more information\]](#)

8,575 in *All Databases*

8,155 in *Web of Science*

7,850 in *Science Citation Index Expanded (SCIE)*, *Social Science Citation Index (SSCI)*, and *Arts & Humanities Citation Index (A&HCI)*

7,838 in *Science Citation Index Expanded (SCIE)*

30 in *Social Science Citation Index (SSCI)*

2 in *Arts & Humanities Citation Index (A&HCI)*

580 in *Conference Proceedings Citation Index- Science (CPCI-S)*; *Conference Proceedings Citation Index- Social Science & Humanities (CPCI-SSH)*

579 in *Conference Proceedings Citation Index- Science (CPCI-S)*

6 in *Conference Proceedings Citation Index- Social Science & Humanities (CPCI-SSH)*

42 in *Book Citation Index- Science (BKCI-S)*; *Book Citation Index- Social Sciences & Humanities (BKCI-SSH)*

42 in *Book Citation Index- Science (BKCI-S)*

4 in *Book Citation Index- Social Sciences & Humanities (BKCI-SSH)*

672 in *BIOSIS Citation Index*

550 in *Chinese Science Citation Database*

Complete integration of book citations in the Web of Science tools



THOMSON REUTERS

Thank you and happy anniversary!

