

Open Journal System – Instalacija sistema za izdavaštvo i menadžment naučnih časopisa

Vaso Manojlović
ITNMS, Beograd

Beograd, 28.12.2016.

Sadržaj radionice

- ▶ Registracija domena – korak 1
- ▶ Hosting server – korak 2
- ▶ PKP OJS – preuzimanje softvera – korak 3
- ▶ Instalacija softvera – korak 4
- ▶ Kreiranje časopisa – podešavanje – korak 5
- ▶ Journal Manager - upravljanje časopisom, Izgled časopisa
- ▶ Backup, Upgrade

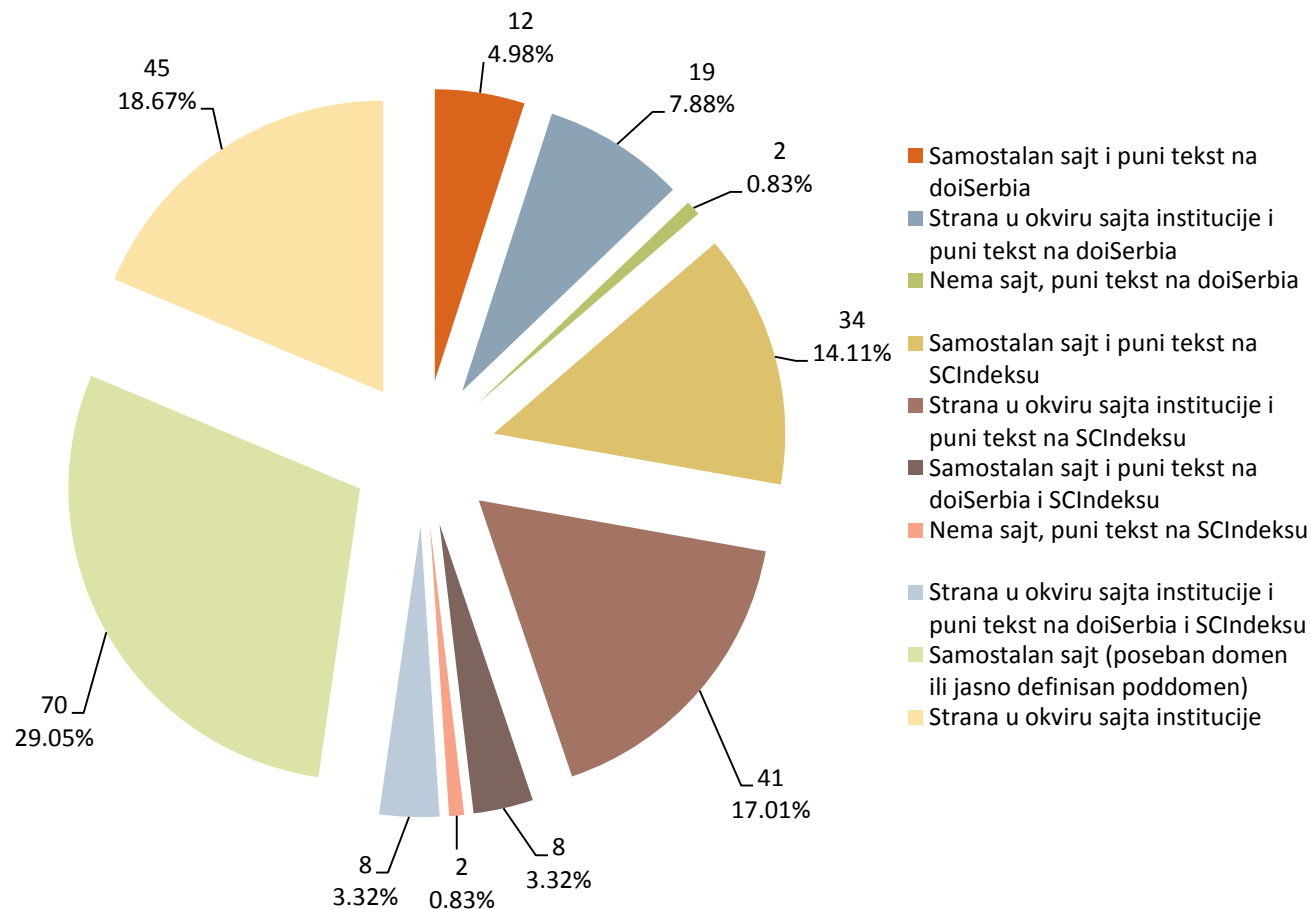


Registracija domena

Prednosti samostalnog sajta za časopis:

- ▶ Lako se dolazi do časopisa
- ▶ Softversko rešenje je prilagođeno časopisu
- ▶ Svaki članak ima svoj URL
- ▶ Lakše se prati statistika časopisa (posećenost, pregled članaka, statistika članaka itd..)
- ▶ Veća autonomija za uredništvo časopisa

Statistika sa ankete, Milica Ševkušić:



▶ Moguće rešenje: više časopisa na istoj platformi namenjenoj za časopise (OJS, doiSerbia, SCIndeks)

www.plus.rs za registraciju domena koji se završavaju na **.rs** *

www.name.com www.ipage.com – registracija domena **.com** *

Korak 1

The screenshot shows the Plus Hosting website. At the top, there is a navigation menu with links for DOMENI, HOSTING, SERVERI, and PODRŠKA, along with a PRIJAVA button. The main content area features a large heading: "Resellerski paketi za profesionalce u web industriji!". Below this, there is a sub-heading and two paragraphs of text describing the benefits of the reseller packages. To the right, there are two circular callouts for "STARTER" (5 GB, 990 DIN MESEČNO) and "SMART" (50 GB, 3.480 DIN MESEČNO*). Below these callouts is an illustration of a person sitting at a desk with a monitor and a laptop. At the bottom of the page, there is a yellow banner with the text "Domeni već od 840 din/god" and a search bar containing the word "metalurg".

Resellerski paketi za profesionalce u web industriji!

Naši reseller paketi pružaju idealno rešenje za hostovanje velikog broja sajtova.

Lakoća korišćenja i konfiguracije, prikaz vlastitog brenda u control panelima Vaših korisnika te niska cena pojedinačnih hosting paketa samo su neke od pogodnosti naših reseller paketa.

SAZNAJTE VIŠE

STARTER
5 GB
990 DIN
MESEČNO

SMART
50 GB
3.480 DIN
MESEČNO*

*neograničen broj cPanel naloga

Domeni već od 840 din/god

metalurg

TRAŽI

*pretražiti na google kompanije koje nude registraciju domena i naći najbolju opciju

1 odabir domena

2 vrsta hostinga

3 postavke

4 korisnički podaci

Ne!

Q Odabir domena

metalurg



metalurg.net

Domen je slobodan

1.440,00 din. / godišnje ▾

🛒 dodaj u korpu

metalurg.org

Domen je slobodan

1.440,00 din. / godišnje ▾

🛒 dodaj u korpu

metalurg.rs

Domen je slobodan

1.836,00 din. / godišnje ▾

🛒 dodaj u korpu

metalurg.info

Domen je slobodan

1.440,00 din. / godišnje ▾

🛒 dodaj u korpu

metalurg.com

Domen je zauzet

1.440,00 din. / godišnje ▾

🛒 Transfer

? WHOIS

metalurg.biz

Domen je zauzet

1.440,00 din. / godišnje ▾

🛒 Transfer

? WHOIS

metalurg.eu

Domen je zauzet

1.080,00 din. / godišnje ▾

🛒 Transfer

? WHOIS

HOSTING server

Opcija 1. **Server se** nalazi u matičnoj instituciji časopisa (institut, fakultet, savez ...)

Najbolja opcija: potpuna kontrola, pomoć stručnog lica za postavljanje sajta (server administrator), besplatna je*

Windows server, Linux



Opcija 2.

Server se iznajmljuje

Korak 2

Prednosti: Potpuna kontrola, pouzdanost

Nedostaci: Potrebna je pomoć stručnog lica za postavljanje sajta (server administratora), Plaća se

Primer: www.DigitalOcean.com , 5\$/mesečno

The screenshot shows the DigitalOcean website's pricing page for Droplet plans. The browser address bar shows the URL <https://www.digitalocean.com/pricing/#droplet>. The navigation menu includes 'Products', 'Solutions', 'Pricing', and 'Community'. A 'Sign Up' button is visible in the top right. Below the navigation, a text block states: 'Standard Droplet plans offer the right amount of RAM, CPU, and storage space needed to get applications off the ground.' A toggle switch is set to 'MONTHLY'. The pricing table displays five plans, with the '\$20 /mo' plan highlighted as the selected option. A 'Get Started' button is located at the bottom center.

Plan Price	Memory	Processor	SSD Disk	Transfer
\$5 /mo	512MB	1 Core	20GB	1TB
\$10 /mo	1GB	1 Core	30GB	2TB
\$20 /mo	2GB	2 Core	40GB	3TB
\$40 /mo	4GB	2 Core	60GB	4TB
\$80 /mo	8GB	4 Core	80GB	5TB

PKP OJS – softver

<https://pkp.sfu.ca/ojs/> link softvera

- ▶ Besplatan
- ▶ Dobra dokumentacija
(https://pkp.sfu.ca/wiki/index.php?title=OJS_Documentation)
- ▶ Preko 10.000 časopisa koristi ovaj softver
- ▶ Razvijeni forumi, na kojima se rešavaju nedoumice i problemi vezani za softver
- ▶ Ispunjava i uzima u obzir sve međunarodne standarde za izdavaštvo naučnih časopisa
- ▶ Dostupan na više različitih jezika

The screenshot shows the PKP Public Knowledge Project Main Page. The page has a navigation menu with links to 'page', 'discussion', 'view source', and 'history'. The main content area is titled 'Main Page' and includes a welcome message: 'Community additions and edits are welcome. Please register or login to edit.' Below this, there are several sections: 'Getting Help' (FAQs, Support Forum, Pay for help), 'Get Involved' (Learn about our projects, Propose a new feature, Come to our conference, Become a sponsor, Make a donation), 'PKP School' (Take a course, Video tutorials), 'Learning OJS' (Downloading, Installing, Upgrading, Recommended Patches, More...), 'Learning OCS' (Downloading, Installing, Upgrading, Recommended Patches, More...), 'Learning OMP' (Downloading, Installing, Upgrading, Recommended Patches, More...), 'Developing' (Getting Started, Software Milestones, Working with GIT, More...), 'Translating' (Check for OJS translations, Check for OCS translations, Check for OMP translations, How to translate), and 'Theming' (Sample themes, Customizing OJS, More...).

DOWNLOAD – preuzimanje softvera

https://pkp.sfu.ca/ojs/ojs_download/ link za preuzimanje softvera

Opcija 1.

Verzija 3.0.1

- Moderan izgled, bolji UI
- Relativno nov
- Nedovoljno komentara na forumima

OJS 3.X

System Requirements


To run OJS 3.x, your web server will need:

- PHP 5.3.7 or later with MySQL or PostgreSQL support
- A database server: MySQL 4.1 or later OR PostgreSQL 9.1.5 or later
- UNIX-like OS recommended (such as Linux, FreeBSD, Solaris, Mac OS X, etc.)

If you do not understand these system requirements, consult your department's technical administrator. If you are looking for OJS hosting support, PKP Publishing Services offers a full range of hosting and consultation services.

Current **Production** Release (November 25, 2016)

Getting Ready for OJS 3.0: When Should I Upgrade?

- **Download OJS 3.0.1 (.tar.gz) (18 MB)**  ojs-3.0.1.tar.gz

Previous OJS 3.0 Releases

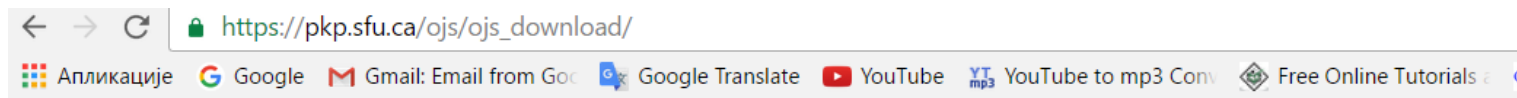
- Download OJS 3.0.0 (.tar.gz) (18 MB)
- Download OJS 3.0 Beta 1 (.tar.gz) (30 MB) *This is a development release and not intended for production use*
- Download OJS 3.0 Alpha 1 (.tar.gz) (10 MB) *This is a development release and not intended for production use*

DOWNLOAD – preuzimanje softvera

https://pkp.sfu.ca/ojs/ojs_download/ link za preuzimanje softvera

Opcija 2.

Verzija 2.4.8-1



- Stabilna verzija
- Mnogo komentara na forumima

OJS 2.X


System Requirements

To run OJS 2.x, your web server will need:

- [PHP 4.2.x](#) or later (including [PHP 5.x](#)) with MySQL or PostgreSQL support
- A database server: [MySQL 4.1](#) or later OR [PostgreSQL 8.0](#) or later
- UNIX-like OS recommended (such as [Linux](#), [FreeBSD](#), [Solaris](#), [Mac OS X](#), etc.). OJS 2.0.2 and above supports Windows servers (including IIS).

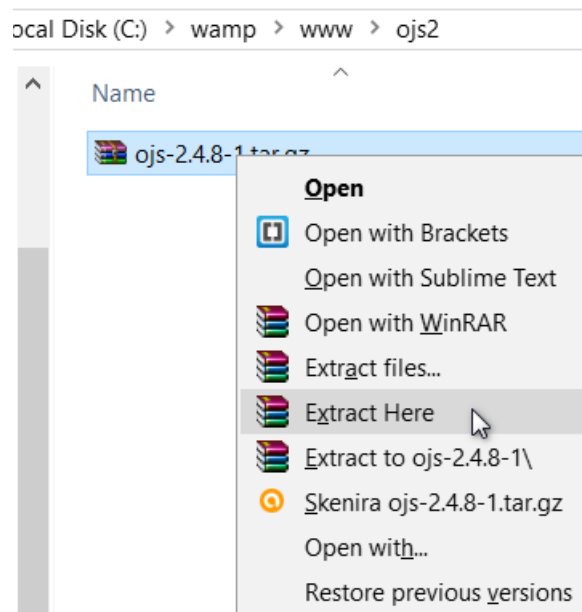
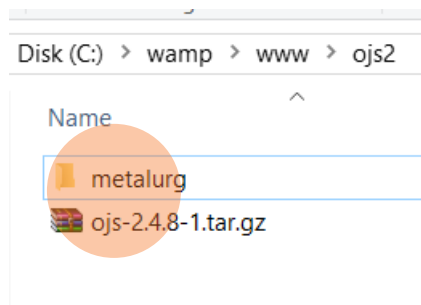
If you do not understand these system requirements, consult your department's technical administrator. If you are looking for OJS hosting support, [PKP Publishing Services](#) offers a full range of hosting and consultation services.

Current **Stable** Release (August 3, 2016)

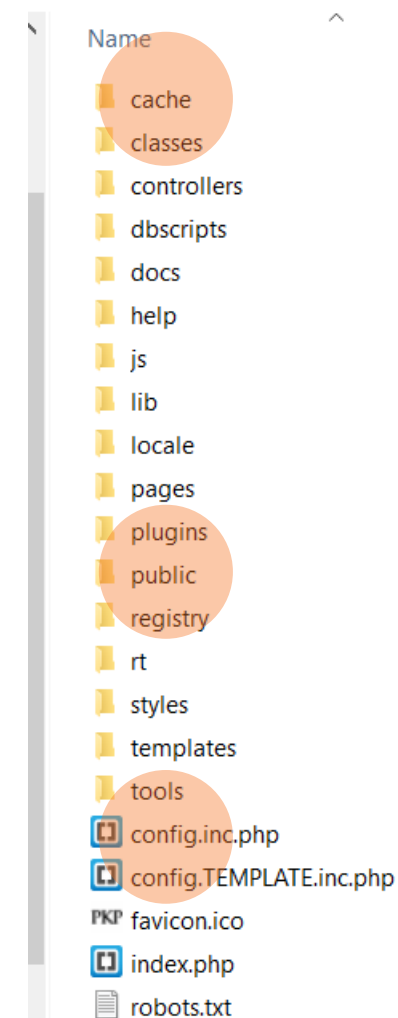
- [Download OJS 2.4.8-1 \(.tar.gz\)](#) (18 MB)  ojs-2.4.8-1.tar.gz
- [Download patch from past OJS versions:](#)
 - [2.4.8](#)
 - [2.4.7-1](#)

Instalacija softvera

1. Napraviti novi folder npr. ojs2 u željenoj lokaciji na hosting serveru (administrator hosting servera)
2. U tom folderu se prebaci zip-file
3. Ekstrakuj se dokumenta (Extract Here)
4. Preimenuje se folder (npr. nazivcasopisa)*



Local Disk (C:) > wamp > www > ojs2 > metalurg



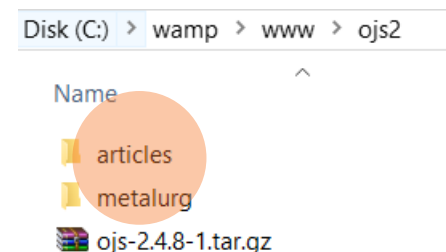
5. Za Linux server potrebno je dati dozvolu za pisanje (eng. writeable) za sledeće foldere/dokumenta:

- config.inc.php
- /public
- /cache
- /cache/t_cache
- /cache/t_config
- /cache/t_compile
- /cache/_db

*neobavezno

Instalacija softvera

- Napraviti folder za čuvanje, rukopisa-svesaka časopisa, koji je van foldera na koji je smešten sajt časopisa – da ne bi bio dostupan zlonamernim posetiocima. (kod Linux servera obavezno je dati dozvolu za pisanje u ovaj folder, kao u prethodnom slučaju)
- Ukucati *domen sajta sa početnom stranom* u web browser-u: npr. <http://metalurg.com/index.php> i pritisnuti enter



localhost/ojs2/metalurg/index.php/index/install

Апликације Google Gmail: Email from Google Translate YouTube YouTube to mp3 Converter Free Online Tutorials Skraćenice Patent NT Company W3Schools Online Web Dirpy - Internet

Open Journal Systems

HOME ABOUT LOGIN REGISTER SEARCH

Home > **OJS Installation**

OJS Installation

OJS Version 2.4.8.1

Thank you for downloading the Public Knowledge Project's **Open Journal Systems**. Before proceeding, please read the [README](#) file included with this software. For more information about the Public Knowledge Project and its software projects, please visit the [PKP web site](#). If you have bug reports or technical support inquiries about Open Journal Systems, see the [support forum](#) or visit PKP's online [bug reporting system](#). Although the support forum is the preferred method of contact, you can also email the team at pkp.contact@gmail.com.

Journal Help

[OPEN JOURNAL SYSTEMS](#)

LANGUAGE

Select Language

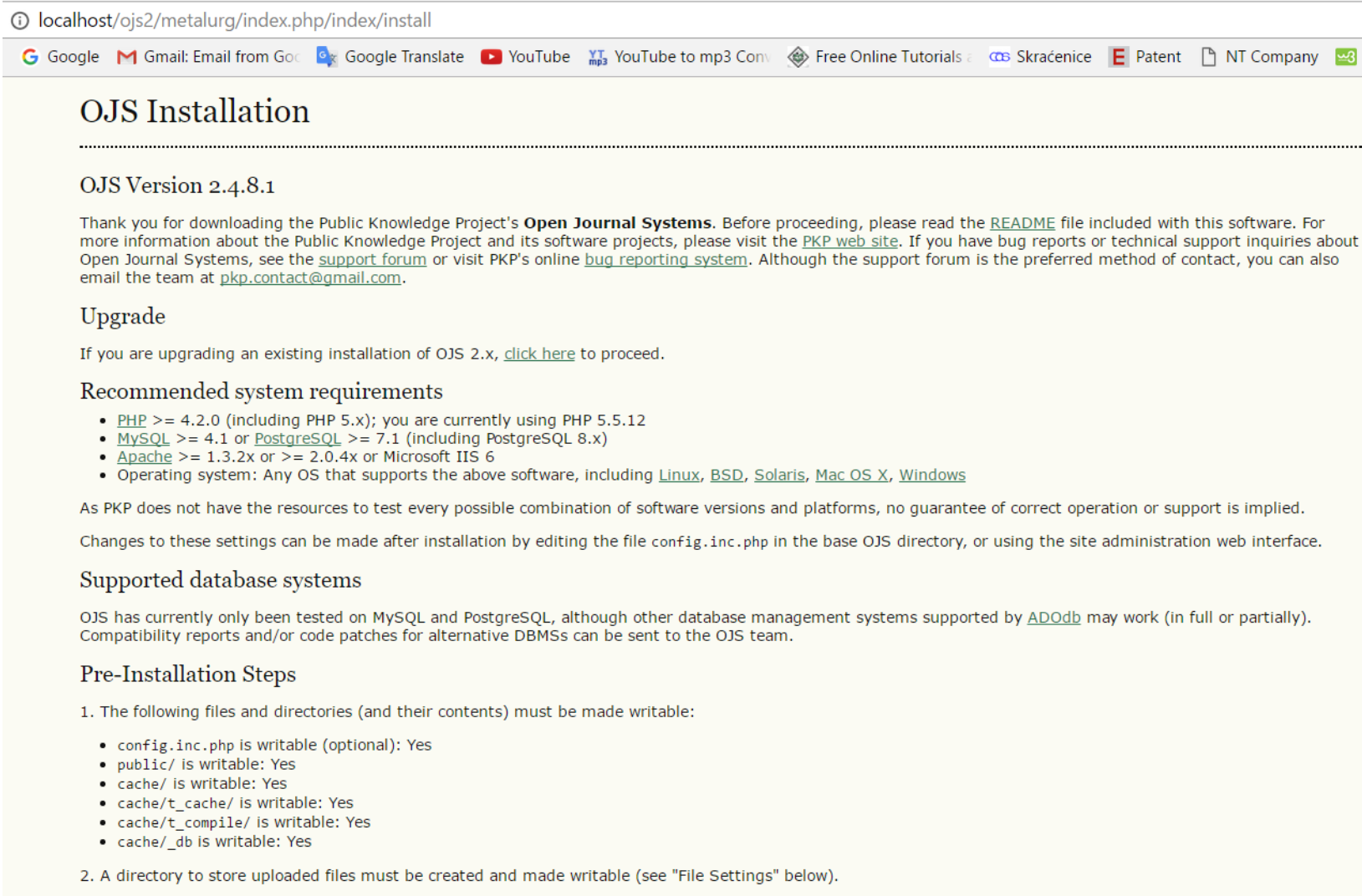
English Submit

FONT SIZE

A⁺ A A⁻

Instalacija softvera

- Provera kompatibilnosti sa hosting serverom
- Preporučene verzije zahtevanih softvera
- Potrebni koraci na serveru



The screenshot shows a web browser window with the address bar displaying 'localhost/ojs2/metalurg/index.php/index/install'. The browser's address bar and search bar are visible at the top. The main content area is titled 'OJS Installation' and contains the following text:

OJS Version 2.4.8.1

Thank you for downloading the Public Knowledge Project's **Open Journal Systems**. Before proceeding, please read the [README](#) file included with this software. For more information about the Public Knowledge Project and its software projects, please visit the [PKP web site](#). If you have bug reports or technical support inquiries about Open Journal Systems, see the [support forum](#) or visit PKP's online [bug reporting system](#). Although the support forum is the preferred method of contact, you can also email the team at pkp.contact@gmail.com.

Upgrade

If you are upgrading an existing installation of OJS 2.x, [click here](#) to proceed.

Recommended system requirements

- [PHP](#) >= 4.2.0 (including PHP 5.x); you are currently using PHP 5.5.12
- [MySQL](#) >= 4.1 or [PostgreSQL](#) >= 7.1 (including PostgreSQL 8.x)
- [Apache](#) >= 1.3.2x or >= 2.0.4x or Microsoft IIS 6
- Operating system: Any OS that supports the above software, including [Linux](#), [BSD](#), [Solaris](#), [Mac OS X](#), [Windows](#)

As PKP does not have the resources to test every possible combination of software versions and platforms, no guarantee of correct operation or support is implied. Changes to these settings can be made after installation by editing the file `config.inc.php` in the base OJS directory, or using the site administration web interface.

Supported database systems

OJS has currently only been tested on MySQL and PostgreSQL, although other database management systems supported by [ADODB](#) may work (in full or partially). Compatibility reports and/or code patches for alternative DBMSs can be sent to the OJS team.

Pre-Installation Steps

1. The following files and directories (and their contents) must be made writable:
 - `config.inc.php` is writable (optional): Yes
 - `public/` is writable: Yes
 - `cache/` is writable: Yes
 - `cache/t_cache/` is writable: Yes
 - `cache/t_compile/` is writable: Yes
 - `cache/db` is writable: Yes
2. A directory to store uploaded files must be created and made writable (see "File Settings" below).

Instalacija softvera

- Biranje osnovnog jezika
- Biranje dodatnih jezika

localhost/ojs2/metalurg/index.php/index/install

Google Gmail: Email from Google Google Translate YouTube YouTube to mp3 Converter Free Online Tutorials Skraćenice Patent NT Company

Locale Settings

For complete Unicode (UTF-8) support, select UTF-8 for all character set settings. Note that this support currently requires a MySQL >= 4.1.1 or PostgreSQL >= 7.1 database server. Please also note that full Unicode support requires PHP >= 4.3.0 compiled with support for the [mbstring](#) library (enabled by default in most recent PHP installations). You may experience problems using extended character sets if your server does not meet these requirements.

Your server currently supports mbstring: **Yes**

Primary locale: English

The primary language to use for this system. Please consult the OJS documentation if you are interested in support for languages not listed here.

Additional locales:

- Català (ca_ES) *
- Čeština (cs_CZ)
- Dansk (da_DK) *
- Deutsch (de_DE)
- ελληνικά (el_GR) *
- English (en_US)
- Español (Argentina) (es_AR) *
- Español (España) (es_ES)
- Euskara (eu_ES) *
- فارسی (fa_IR) *
- Français (Canada) (fr_CA)
- Français (France) (fr_FR)
- Galego (gl_ES) *
- Hrvatski (hr_HR) *
- Bahasa Indonesia (id_ID) *
- Italiano (it_IT) *
- 日本語 (ja_JP) *
- Македонски јазик (mk_MK) *
- മലയാളം (ml_IN) *
- Nederlands (nl_NL)
- Norsk (no_NO) *
- Język Polski (pl_PL) *
- Português (Brasil) (pt_BR)
- Português (Portugal) (pt_PT)
- Limba Română (ro_RO) *
- Русский (ru_RU) *
- Slovenčina (sk_SK) *
- Српски (sr_SR) *

Instalacija softvera

- Specifikacija puta (path) do foldera u kome se čuvaju rukopisi/sveske časopisa
- Podešavanje korisničkog imena i lozinke za administratora sajta

File Settings

Directory for uploads

C:/wamp/www/ojs2/articles

Enter full pathname to an existing directory where uploaded files are to be kept. This directory should not be directly web-accessible. **Please ensure that this directory exists and is writable prior to installation.** Windows path names should use forward slashes, e.g. "C:/myjournal/files".

Your server currently allows file uploads: **Yes**

Your server currently allows a maximum file upload size of: **64M**

Administrator Account

This user account will become the site administrator and have complete access to the system. Additional user accounts can be created after installation.

Username

vaso

Password

••••••

The password must be at least 6 characters.

Repeat password

••••••

Email

mvaso85@gmail.com



Instalacija softvera

- Podešavanje parametara baze podataka - server administrator !!!

Database Settings

OJS requires access to a SQL database to store its data. See the system requirements above for a list of supported databases. In the fields below, provide the settings to be used to connect to the database.

Database driver

MySQL

Database drivers listed in brackets do not appear to have the required PHP extension loaded and installation will likely fail if selected.

Any unsupported database drivers listed above are listed solely for academic purposes and are unlikely to work.

Host

localhost

Leave the hostname blank to connect using domain sockets instead of over TCP/IP. This is not necessary with MySQL, which will automatically use sockets if "localhost" is entered, but is required with some other database servers such as PostgreSQL.

Username

root

Password

Database name

metalurg2

Create new database

To use this option your database system must support remote database creation and your user account must have the appropriate permissions to create new databases. If installation fails with this option selected, manually create the database on your server and run the installer again with this option disabled.

OAI Settings

Repository Identifier

ojs.localhost

A unique identifier used to identify metadata records indexed from this site using the [Open Archives Initiative](#) Protocol for Metadata Harvesting.

Beacon

Provide a unique site ID and OAI base URL to PKP for statistics and security alert purposes only.

Install Open Journal Systems

- Instalacija

Instalacija softvera

localhost/ojs2/metalurg/index.php/index/install/install

Open Journal Systems

HOME ABOUT LOGIN REGISTER SEARCH

Home > OJS Installation

OJS Installation

Installation of OJS has completed successfully.

To begin using the system, [login](#) with the username and password entered on the previous page.

If you wish to receive news and updates, you can:

1. [Register](#) your journal, conference, or harvester and receive updates on software upgrades, security patches, and more.
2. Join our [discussion list](#) for OJS, OCS, the Harvester, Lemon8-XML, OMP, or all of the above.
3. Subscribe to the [PKP blog](#) [RSS feed](#).

If you have questions or comments, please visit the [support forum](#).

Journal Help

[OPEN JOURNAL SYSTEMS](#)

LANGUAGE
Select Language
English Submit

FONT SIZE
A A A

Instalacija softvera je završena; administrator sajta upravlja sa softverom, kreira časopis

Kreiranje časopisa – podešavanje

1. Login

localhost/ojs2/metalurg/index.php/index/login

Open Journal Systems

HOME ABOUT LOGIN REGISTER SEARCH

Home > **Login**

Login

Username

Password

Remember my username and password

- [Not a user? Register with this site](#)
- [Forgot your password?](#)

2. Site Administrator

localhost/ojs2/metalurg/index.php/index/user

Open Journal Systems

HOME ABOUT USER HOME SEARCH

Home > **User Home**

User Home

[Site Administrator](#)

My Journals

My Account

- [Edit My Profile](#)
- [Change My Password](#)
- [Logout](#)

3. Hosted Journals

localhost/ojs2/metalurg/index.php/index/admin

Open Journal Systems

HOME ABOUT USER HOME SEARCH

Home > User > **Site Administration**

Site Administration

Site Management

- [Site Settings](#)
- [Hosted Journals](#)
- [Languages](#)
- [Authentication Sources](#)
- [Categories](#)

Administrative Functions

- [System Information](#)
- [Expire User Sessions](#)
- [Clear Data Caches](#)
- [Clear Template Cache](#)
- [Clear Scheduled Task Execution Logs](#)
- [Merge Users](#)

Kreiranje časopisa – podešavanje

4. Create Journal

localhost/ojs2/metalurg/index.php/index/admin/journals

Open Journal Systems

HOME ABOUT USER HOME SEARCH

Home > User > Site Administration > Journals

Journals

JOURNAL TITLE	PATH
<i>No journals have been created.</i>	

[CREATE JOURNAL](#)

5. Definisanje naziva časopisa, opis časopisa i put do početne strane (home ili skraćeniica časopisa)

localhost/ojs2/metalurg/index.php/index/admin/createJournal

Open Journal Systems

HOME ABOUT USER HOME SEARCH

Home > User > Site Administration > Journal Settings

Journal Settings

You will automatically be enrolled as the manager of this journal. After creating a new journal, enter it as a manager to continue with its setup and user enrollment.

Form Language: English Submit

To enter the information below in additional languages, first select the language.

Journal title *: Metalurg

Journal description: Aims and Scope HERE...

Path *: home

This should be a single short word or acronym that identifies the journal. The journal's URL will be http://localhost/ojs2/metalurg/index.php/path

Enable this journal to appear publicly on the site

Save Cancel

* Denotes required field

Kreiranje časopisa – podešavanje

localhost/ojs2/metalurg/index.php/index/admin/journals

Google Gmail: Email from Goc Google Translate YouTube YouTube to mp3 Conv Free Online Tutorials Skraćenice Patent NT Company W3S

Open Journal Systems

[HOME](#) [ABOUT](#) [USER HOME](#) [SEARCH](#)

Home > User > Site Administration > **Journals**

Journals

JOURNAL TITLE	PATH	ORDER	ACTION
METALURG	home	↑ ↓	EDIT DELETE

1 - 1 of 1 Items

[CREATE JOURNAL](#)



Kreiranje časopisa – podešavanje – početna strana

www.nazivcasopisa.com početna strana

localhost/ojs2/metalurg/index.php

Open Journal Systems

HOME ABOUT **USER HOME** SEARCH

Home > **Open Journal Systems**

Open Journal Systems

Metalurg
Aims and Scope HERE...

[VIEW JOURNAL](#) | [CURRENT ISSUE](#) | [REGISTER](#)

Site Administrator

localhost/ojs2/metalurg/index.php/index/user

Open Journal Systems

HOME ABOUT USER HOME SEARCH

Home > **User Home**

User Home

[Site Administrator](#)

My Journals

[Metalurg](#)
Journal Manager

My Account

- [Edit My Profile](#)
- [Change My Password](#)
- [Logout](#)

Site Settings

localhost/ojs2/metalurg/index.php/index/admin

Open Journal Systems

HOME ABOUT USER HOME SEARCH

Home > User > **Site Administration**

Site Administration

Site Management

- [Site Settings](#)
- [Hosted Journals](#)
- [Languages](#)
- [Authentication Sources](#)
- [Categories](#)

Administrative Functions

- [System Information](#)
- [Expire User Sessions](#)
- [Clear Data Caches](#)
- [Clear Template Cache](#)
- [Clear Scheduled Task Execution Logs](#)
- [Merge Users](#)



Kreiranje časopisa – podešavanje – početna strana

Journal redirect –
uputiti početnu
stranicu na časopis
koji ste kreirali

> Pritisnuti **save** na
dnu stranice

localhost/ojs2/metalurg/index.php/index/admin/settings

Open Journal Systems

HOME ABOUT USER HOME SEARCH

Home > User > Site Administration > **Site Settings**

Site Settings

Form Language: English Submit

To enter the information below in additional languages, first select the language.

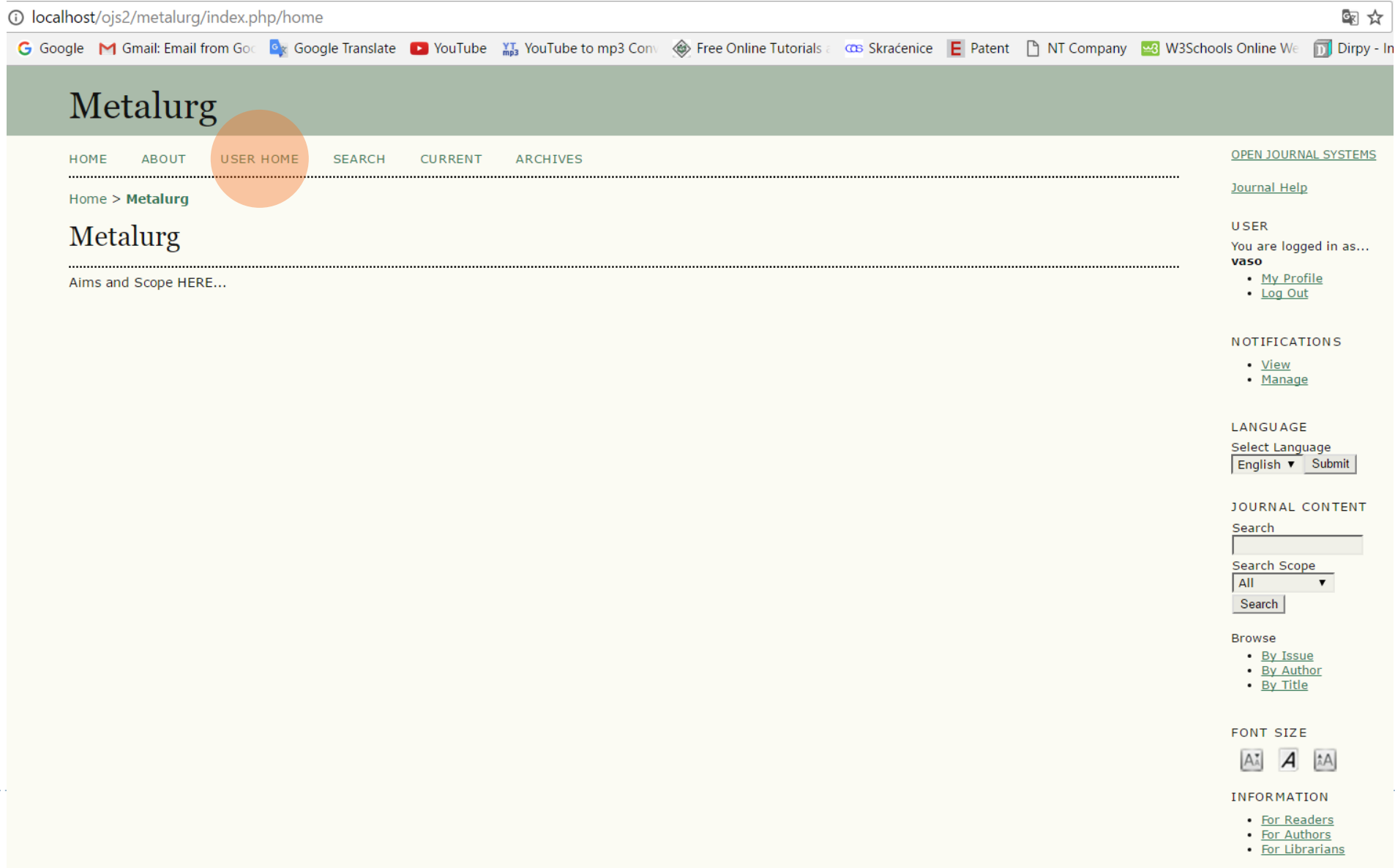
Site title *
 Title text: Open Journal Systems
 Title image: Одабери датотеку Није одабрано Upload

Introduction

Journal redirect: Do not redirect (selected), Do not redirect, Metalurg

About the Site description

Kreiranje časopisa – podešavanje – početna strana



The screenshot shows a web browser window with the URL `localhost/ojs2/metalurg/index.php/home`. The browser's address bar and tabs are visible at the top. The website's header features the title "Metalurg" and a navigation menu with links for HOME, ABOUT, USER HOME (highlighted with an orange circle), SEARCH, CURRENT, and ARCHIVES. Below the navigation, the page content includes the journal title "Metalurg" and the text "Aims and Scope HERE...". On the right side, there is a sidebar with several sections: "OPEN JOURNAL SYSTEMS" with a link to "Journal Help"; "USER" information showing the user is logged in as "vaso" with links for "My Profile" and "Log Out"; "NOTIFICATIONS" with links for "View" and "Manage"; "LANGUAGE" selection set to "English" with a "Submit" button; "JOURNAL CONTENT" search area with a search box, "Search Scope" dropdown set to "All", and a "Search" button; "Browse" options for "By Issue", "By Author", and "By Title"; "FONT SIZE" controls with three icons; and "INFORMATION" links for "For Readers", "For Authors", and "For Librarians".

localhost/ojs2/metalurg/index.php/home

Google Gmail: Email from Google Translate YouTube YouTube to mp3 Converter Free Online Tutorials Skraćnice Patent NT Company W3Schools Online Web Dirpy - In

Metalurg

HOME ABOUT **USER HOME** SEARCH CURRENT ARCHIVES

Home > **Metalurg**

Metalurg

Aims and Scope HERE...

OPEN JOURNAL SYSTEMS

[Journal Help](#)

USER
You are logged in as...
vaso

- [My Profile](#)
- [Log Out](#)

NOTIFICATIONS

- [View](#)
- [Manage](#)

LANGUAGE
Select Language
English ▾ Submit

JOURNAL CONTENT

Search


Search Scope
All ▾

Search

Browse

- [By Issue](#)
- [By Author](#)
- [By Title](#)

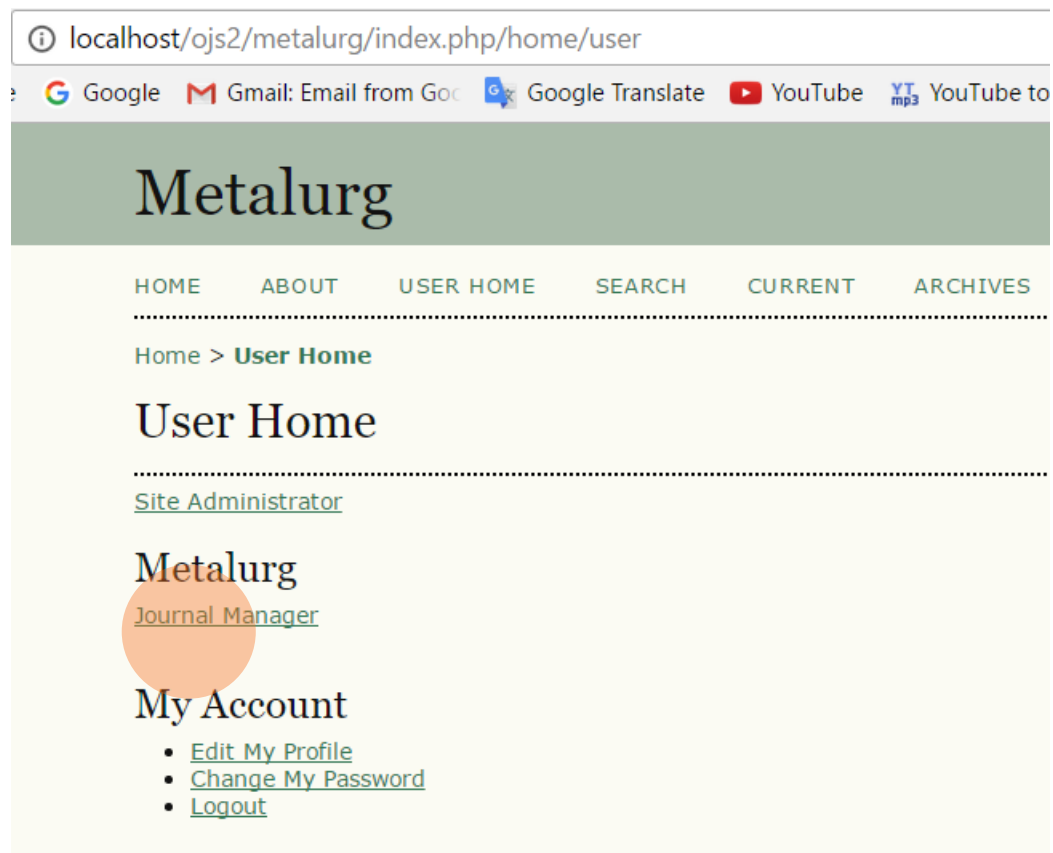
FONT SIZE



INFORMATION

- [For Readers](#)
- [For Authors](#)
- [For Librarians](#)

Journal Manager– upravljanje časopisom



localhost/ojs2/metalurg/index.php/home/user

Google Gmail: Email from Google Google Translate YouTube YouTube to mp3 Converter

Metalurg

HOME ABOUT USER HOME SEARCH CURRENT ARCHIVES

Home > **User Home**

User Home

[Site Administrator](#)

Metalurg

[Journal Manager](#)

My Account

- [Edit My Profile](#)
- [Change My Password](#)
- [Logout](#)



localhost/ojs2/metalurg/index.php/home/manager

Google Gmail: Email from Google Google Translate YouTube YouTube to mp3 Converter

Metalurg

HOME ABOUT USER HOME SEARCH CURRENT ARCHIVES

Home > User > **Journal Management**

Journal Management

Management Pages

- [Files Browser](#)
- [Journal Sections](#)
- [Review Forms](#)
- [Languages](#)
- [Masthead](#)
- [Prepared Emails](#)
- [Reading Tools](#)
- [Setup](#)
- [Stats & Reports](#)
- [Payments](#)
- [System Plugins](#)
- [Import/Export Data](#)

Users

- [Users Enrolled in this Journal](#)
- [Enroll a User from this Site in this Journal](#)
- [Show users with no role](#)
- [Create New User](#)
- [Merge Users](#)

Roles

- [Journal Managers](#)
- [Editors](#)
- [Section Editors](#)
- [Reviewers](#)
- [Authors](#)
- [Readers](#)
- [Subscription Managers](#)

Journal Manager– upravljanje časopisom

Metalurg

HOME ABOUT USER HOME SI

Home > User > **Journal Management**

Journal Management

Management Pages

- **Files Browser**
- [Journal Sections](#)
- [Review Forms](#)
- [Languages](#)
- [Masthead](#)
- [Prepared Emails](#)
- [Reading Tools](#)
- [Setup](#)
- [Stats & Reports](#)
- [Payments](#)
- [System Plugins](#)
- [Import/Export Data](#)

Management Pages - Files Browser

localhost/ojs2/metalurg/index.php/home/manager/files

Google Gmail: Email from Google Translate YouTube YouTube to mp3 Converter Free Online Tutorials Skraćenice Patent NT Company W3



Metalurg

HOME ABOUT USER HOME SEARCH CURRENT ARCHIVES

Home > Journal Management > **Files Browser**

Files Browser

Index of /

FILE NAME	TYPE	DATE MODIFIED	SIZE	ACTION
 articles	—	2016-12-24 12:17 PM	—	DELETE
 issues	—	2016-12-24 12:17 PM	—	DELETE

Одабери датотеку Није одабрано Upload File

Create Directory

Note: The Files Browser is an advanced feature that allows the files and directories associated with a journal to be viewed and manipulated directly.

Journal Manager– upravljanje časopisom

Metalurg

HOME ABOUT USER HOME SI

Home > User > **Journal Management**

Journal Management

Management Pages

- [Files Browser](#)
- [Journal Sections](#)
- [Review Forms](#)
- [Languages](#)
- [Masthead](#)
- [Prepared Emails](#)
- [Reading Tools](#)
- [Setup](#)
- [Stats & Reports](#)
- [Payments](#)
- [System Plugins](#)
- [Import/Export Data](#)

Management Pages – Journal Sections

localhost/ojs2/metalurg/index.php/home/manager/sections

Google Gmail: Email from Google Translate YouTube YouTube to mp3 Converter Free Online Tutorials Skraćenice Patent NT Company W3

Metalurg

HOME ABOUT USER HOME SEARCH CURRENT ARCHIVES

Home > Journal Management > **Journal Sections**

Journal Sections

SECTION TITLE	ABBREVIATION	ACTION
Articles	ART	EDIT DELETE ↑ ↓

1 - 1 of 1 Items

[CREATE SECTION](#)

Metalurg

HOME ABOUT USER HOME SEARCH CURRENT ARCHIVES

Home > User > Journal Management > Journal Sections > **Section**


Section

Section title *

Abbreviation * (For example, Articles=ART)

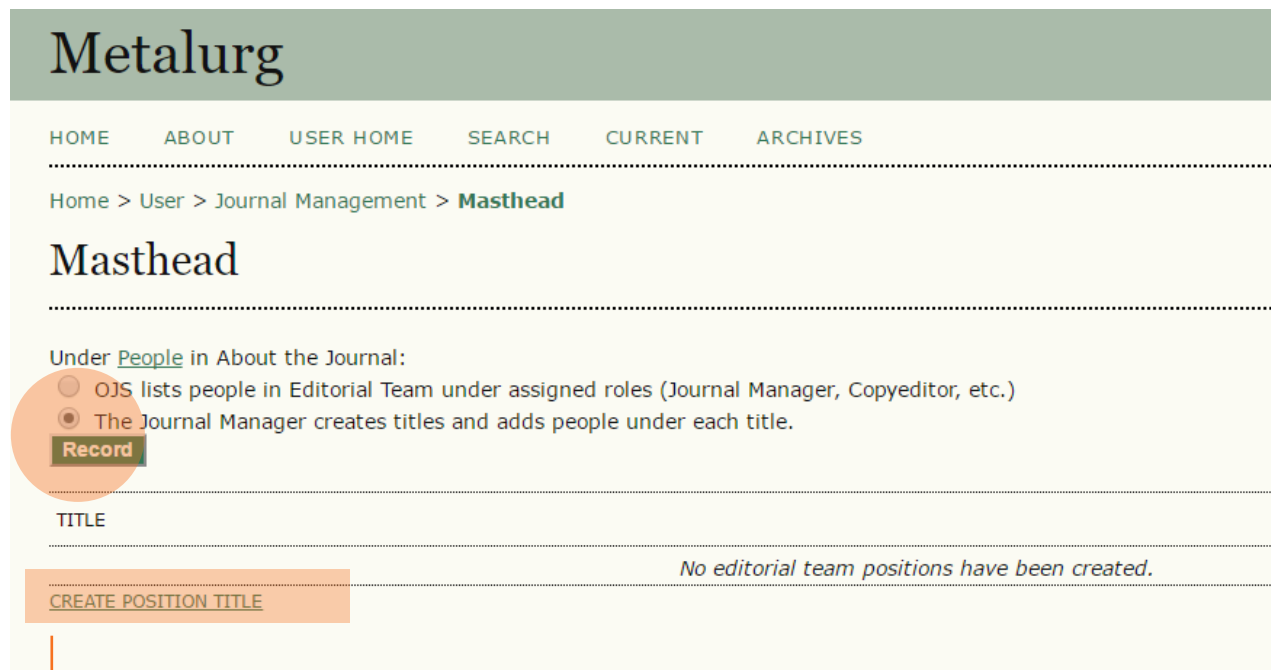
Section Policy

Journal Manager– upravljanje časopisom



The screenshot shows the homepage of the Metalurg Journal Manager. At the top is a green header with the journal title "Metalurg". Below it is a navigation menu with links for HOME, ABOUT, USER HOME, and SI. A breadcrumb trail reads "Home > User > Journal Management". The main heading is "Journal Management". Below this is a section titled "Management Pages" with a list of links: Files Browser, Journal Sections, Review Forms, Languages, Masthead (highlighted with an orange box), Prepared Emails, Reading Tools, Setup, Stats & Reports, Payments, System Plugins, and Import/Export Data.

Management Pages – Masthead (uredništvo časopisa)



The screenshot shows the "Masthead" management page. It has the same header and navigation as the homepage. The breadcrumb trail is "Home > User > Journal Management > Masthead". The main heading is "Masthead". Below it, there is a section titled "Under [People](#) in About the Journal:" with two radio buttons: "OJS lists people in Editorial Team under assigned roles (Journal Manager, Copyeditor, etc.)" and "The Journal Manager creates titles and adds people under each title." (selected). A "Record" button is below the radio buttons. Below that is a "TITLE" label and a text input field. A message states "No editorial team positions have been created." Below the message is a "CREATE POSITION TITLE" button.

Create Title

Title *

Type

- Publish member email addresses
- Have title appear under Editorial Team in People section of About the Journal (e.g. Editor)
- Have title appear as its own category under People (e.g. Editorial Board)

* Denotes required field

Journal Manager– upravljanje časopisom

Metalurg

HOME ABOUT USER HOME SI

Home > User > **Journal Management**

Journal Management

Management Pages

- [Files Browser](#)
- [Journal Sections](#)
- [Review Forms](#)
- [Languages](#)
- [Masthead](#)
- **[Prepared Emails](#)**
- [Reading Tools](#)
- [Setup](#)
- [Stats & Reports](#)
- [Payments](#)
- [System Plugins](#)
- [Import/Export Data](#)

Management Pages – Prepared Emails (94 šema)

Metalurg

HOME ABOUT USER HOME SEARCH CURRENT ARCHIVES

Home > Journal Management > **Prepared Emails**

Prepared Emails

EMAIL TEMPLATES	SENDER	RECIPIENT	SUBJECT	ACTION
BFR BOOK ASSIGNED	Editor	Author	Book for Review: Book Assigned	EDIT RESET <input type="checkbox"/>
BFR BOOK DENIED	Editor	Author	Book for Review	EDIT RESET <input type="checkbox"/>
BFR BOOK MAILED	Editor	Author	Book for Review: Book Mailed	EDIT RESET <input type="checkbox"/>
BFR BOOK REQUESTED	Author	Editor	Book for Review: Book Requested	EDIT RESET <input type="checkbox"/>
BFR REVIEWER REMOVED	Editor	Author	Book for Review	EDIT RESET <input type="checkbox"/>
BFR REVIEW REMINDER	Editor	Author	Book for Review: Due Date Reminder	EDIT RESET <input type="checkbox"/>
BFR REVIEW REMINDER LATE	Editor	Author	Book for Review: Review Due	EDIT RESET <input type="checkbox"/>
CITATION EDITOR AUTHOR QUERY			Citation Editing	EDIT RESET <input type="checkbox"/>
COPYEDIT ACK	Section Editor	Copyeditor	Copyediting Acknowledgement	EDIT DISABLE RESET <input type="checkbox"/>
COPYEDIT AUTHOR ACK	Section Editor	Author	Copyediting Review Acknowledgement	EDIT DISABLE RESET <input type="checkbox"/>
COPYEDIT AUTHOR COMPLETE	Author	Section Editor	Copyediting Review Completed	EDIT DISABLE <input type="checkbox"/>

[CREATE EMAIL](#) [RESET ALL TEMPLATES](#)

Journal Manager– upravljanje časopisom

Management Pages – Setup

Metalurg

HOME ABOUT USER HOME SI

Home > User > **Journal Management**

Journal Management

Management Pages

- [Files Browser](#)
- [Journal Sections](#)
- [Review Forms](#)
- [Languages](#)
- [Masthead](#)
- [Prepared Emails](#)
- [Reading Tools](#)
- [Setup](#)
- [Stats & Reports](#)
- [Payments](#)
- [System Plugins](#)
- [Import/Export Data](#)

Metalurg

HOME ABOUT USER HOME SEARCH CURRENT ARCHIVES

Home > User > Journal Management > **Journal Setup**

Journal Setup

Five Steps to a Journal Web Site

1. [Details](#)
Name of journal, ISSN, contacts, sponsors, and search engines.
2. [Policies](#)
Focus, peer review, sections, privacy, security, and additional about items.
3. [Submissions](#)
Author guidelines, copyright, and indexing (including registration).
4. [Management](#)
Access and security, scheduling, announcements, copyediting, layout, and proofreading.
5. [The Look](#)
Homepage header, content, journal header, footer, navigation bar, and style sheet.

Journal Manager– upravljanje časopisom – Izgled časopisa

Management Pages – Setup – 5. The Look


5.2 Journal Homepage Content

By default, the homepage consists of navigation links. Additional homepage content can be appended by using one or all of the following options, which will appear in the order shown. Note that the current issue is always accessible through the Current link in the navigation bar.

Journal Description

Add a brief 20-25 word description in text/HTML which will appear just below the navigation links.

Aims and Scope HERE...



Current issue

Add the table of contents for the current issue (if available).



Journal Manager– upravljanje časopisom – Izgled časopisa

Management Pages – Setup – 5. The Look

5.3 Journal Page Header

A graphic version of the journal's title and logo (.gif, .jpg, or .png file), possibly a smaller version of the one used on the homepage, can be uploaded to appear as a header on journal pages, which will replace the text version that otherwise appears.

Journal title

Title text

Title image

Journal Logo

Logo image


Journal Favicon

Add a favicon for this journal to display alongside the navigation bar when users are visiting your site.

Logo image

Alternate Header

Alternately, instead of title and logo, an HTML version of the header can be inserted into the text box below. Leave textbox blank if not required.



1. ``

2. Prebaciti sliku zaglavlje.svg u folder /public/site/


Journal Manager– upravljanje časopisom – Izgled časopisa

Management Pages – Setup – 5. The Look


5.4 JOURNAL PAGE FOOTER

This is the footer of your journal. To change or update the footer, paste the HTML code in the textbox below. Examples could be another navigation bar, a counter, etc. This footer will appear on every page.

Metall Mater Eng ISSN: 2217-8961



Except where otherwise noted, the content on this site is licensed under a [Creative Commons Attribution 4.0 International License](https://creativecommons.org/licenses/by/4.0/).



- Podešavanje podnožja časopisa – najčešće copyright
- Navigation bar – dodavanje stranica na navigaciji (meni-u) npr. Obaveštenja

5.5 NAVIGATION BAR

Navigation bar items can be added to the current set (Home, About, User Home, etc.) that appear at the top of the page.

Label name

- The label value is a literal string (e.g., "Journal Setup") rather than a localization message key (e.g., "manager.setup")

URL

- URL is an absolute URL (e.g., "http://www.example.com") rather than a path relative to the site (e.g., "/manager/setup")



Journal Manager– upravljanje časopisom – Izgled časopisa

Management Pages – Setup – 5. The Look

5.6 Journal Layout

Choose a journal theme and select layout components here. A journal stylesheet may also be uploaded, which can be used to override style data in the system-wide stylesheets and theme stylesheet (if a theme is chosen).

Journal Theme: None

Journal style sheet: Upload

Left Sidebar

Unselected

Right Sidebar

- "Developed By" Block
- Help Block
- Subscription Block
- User Block
- "Notification" Block
- Role-Specific Block
- Language Toggle Block
- Donation Block
- Navigation Block
- Font Size Block
- Information Block

- Dodatne opcije koje se pojavljuju u sidebar-u (sa strana) levo i/ili desno
- Biranje teme

Journal Manager– upravljanje časopisom – Izgled časopisa

Management Pages – Setup – 5. The Look –
napredno podešavanje izgleda

- Izabere se neka tema, npr. Classic Blue

>plugins/themes/classicBlue/classicBlue.css

- Potrebna pomoć programera – fronend developera

```
classicBlue.css [1]
1 | /**
2 |  * plugins/themes/classicBlue/classicBlue.css
3 |  *
4 |  * Copyright (c) 2013-2016 Simon Fraser University Library
5 |  * Copyright (c) 2003-2016 John Willinsky
6 |  * Distributed under the GNU GPL v2. For full terms see the file docs/COPYING.
7 |  *
8 |  * Classic blue theme stylesheet.
9 |  *
10 |  */
11 |
12 | body {
13 |     background-color: #fff;
14 |     font-family: "Times New Roman", Times, Georgia, serif;
15 | }
16 |
17 | a {
18 |     text-decoration: none;
19 | }
20 |
21 | a:link {
22 |     color: #069;
23 | }
24 |
25 | a:active {
26 |     color: #39c;
27 | }
28 |
29 | a:visited {
30 |     color: #069;
31 | }
32 |
33 | a:hover {
34 |     color: #EEEEFF;
35 |     background: #069;
36 | }
37 |
38 | label.error {
39 |     color: #f60;
40 | }
```



Journal Manager– upravljanje časopisom

Metalurg

HOME ABOUT USER HOME SI

Home > User > **Journal Management**

Journal Management

Management Pages

- [Files Browser](#)
- [Journal Sections](#)
- [Review Forms](#)
- [Languages](#)
- [Masthead](#)
- [Prepared Emails](#)
- [Reading Tools](#)
- [Setup](#)
- [Stats & Reports](#)
- [Payments](#)
- [System Plugins](#)
- [Import/Export Data](#)

Management Pages –

System Plugins –

Generic Plugins

(opšta podešavanja)

Metalurg

HOME ABOUT USER HOME SEARCH CURRENT ARCHIVES

Home > User > Journal Management > **Plugin Management**

Plugin Management

This page allows the Journal Manager to review and potentially configure the plugin function. The categories are listed below, and within each category, its current settings.

- [Metadata Plugins](#)
- [Authorization Plugins](#)
- [Block Plugins](#)
- [Citation Format Plugins](#)
- [Citation Database Connector Plugins](#)
- [Citation Output Plugins](#)
- [Citation Extraction Plugins](#)
- [Gateway Plugins](#)
- [Generic Plugins](#)
- [Implicit Authentication Plugins](#)
- [Import/Export Plugins](#)
- [OAI Metadata Format Plugins](#)
- [Payment Plugins](#)
- [Public Identifier Plugins](#)
- [Report Plugins](#)
- [Theme Plugins](#)
- [Install A New Plugin](#)

Journal Manager– upravljanje časopisom

Management Pages –
System Plugins –
Generic Plugins
(opšta podešavanja)
- Browse

- Browse

This plugin enables the browsing by sections and/or their identify types.
[ENABLE](#) [UPGRADE PLUGIN](#) [DELETE PLUGIN](#)

- Browse

This plugin enables the browsing by sections and/or their identify types.
[SETTINGS](#) [DISABLE](#) [UPGRADE PLUGIN](#) [DELETE PLUGIN](#)

Metalurg

[HOME](#) [ABOUT](#) [USER HOME](#) [SEARCH](#) [CURRENT](#) [ARCHIVES](#)

Home > User > Journal Manager > System Plugins > **Browse Settings**

Browse Settings

Please setup the following additional browsing possibilities:

Browse	Choose the objects that should be possible to browse by. <input checked="" type="checkbox"/> By Section <input checked="" type="checkbox"/> By IdentifyType
Excluded Sections	Choose the sections that shoudn't be considered. <div style="border: 1px solid #ccc; padding: 2px;"><p>None ▲</p><p>Articles</p><p>Submission ▼</p></div>
Excluded Identify Types	Choose the identify types that shoudn't be considered. <div style="border: 1px solid #ccc; padding: 2px;"><p>None ▲</p><p>▼</p></div>

[Save](#) [Cancel](#)

* Denotes required field

Sidebar

- Browse
- [By Issue](#)
 - [By Author](#)
 - [By Title](#)
 - [By Sections](#)
 - [By Identify Types](#)

Journal Manager– upravljanje časopisom

Management Pages –
System Plugins –
Generic Plugins
(opšta podešavanja)
- Google Analytics

• Google Analytics Plugin

Integrate OJS with Google Analytics, Google's web site
[Google Analytics site](#) for more information.
[ENABLE](#) [UPGRADE PLUGIN](#) [DELETE PLUGIN](#)

• Google Analytics Plugin

Integrate OJS with Google Analytics, Google's web site
[Google Analytics site](#) for more information.
[SETTINGS](#) [DISABLE](#) [UPGRADE PLUGIN](#) [DELETE PLUGIN](#)

- Napraviti google nalog za časopis; zatim na **Analytics** kreirati nalog za sajt časopisa:

<https://support.google.com/analytics/answer/1008015?hl=en>

Metalurg

HOME ABOUT USER HOME SEARCH CURRENT ARCHIVES

Home > User > Journal Manager > System Plugins > **Google Analytics Settings**

Google Analytics Settings

With this plugin enabled Google Analytics may be used to collect and analyze web site usage and traffic for this journal. Please note that this plugin requires that you have already setup a Google Analytics account. Please see the [Google Analytics site](#) for more information.

Please note that Google Analytics may require up to 24 hours before statistics are collected and reported. During this period, the 'Check Status' function may not accurately report whether it has detected the required tracking code for the journal.

Account number *

Tracking code *
 Legacy tracking code (urchin.js)
 Legacy tracking code (ga.js)
 New tracking code for Universal Analytics

Site Homepage
These settings can be applied when users browse the site. Settings will only be active at the journal level.
 Enable this journal's settings on the site
 Leave the site homepage settings as is

Account number Disabled
Tracking code Disabled

[Save](#) [Cancel](#)

* Denotes required field

<https://analytics.google.com/analytics/web/#management/Settings/>

ADMIN

PROPERTY
Metal Mater Eng

Property Settings

User Management

.js Tracking Info UA-xxxxxxx-1

Journal Manager– upravljanje časopisom

Management Pages –
System Plugins –
Generic Plugins
(opšta podešavanja)

- Google embedded viewer Plugin

This plugin uses the Google Docs Viewer service.
[ENABLE](#) [UPGRADE PLUGIN](#) [DELETE PLUGIN](#)

- Čitanje rukopisa .pdf preko google DOCS Viewer-a

- PKP PLN Plugin

The PKP PLN plugin will deposit your publications in the LOCKSS network.
[ENABLE](#) [UPGRADE PLUGIN](#) [DELETE PLUGIN](#)

- Čuvanje svesaka časopisa u PKP Private LOCKSS Network

- Static Pages Plugin

This plugin allows Static Content Management.
[EDIT/ADD CONTENT](#) [DISABLE](#) [UPGRADE PLUGIN](#) [DELETE PLUGIN](#)

- Dodavanje sadržaja na statičke strane

Form Language

To enter the information below in additional languages, first select the language.

Path *

Title *

Content *

B **I** **U** **ABC** **Format** **Font Size**

Уређивачка политика

Часопис Гласник српског географског друштва посвећен је географији и њој сродним дисциплинама. Основао га је Јован Павловић у Београду 1912. године.

Journal Manager– upravljanje časopisom



Metalurg

HOME ABOUT USER HOME SI

Home > User > **Journal Management**

Journal Management

Management Pages

- [Files Browser](#)
- [Journal Sections](#)
- [Review Forms](#)
- [Languages](#)
- [Masthead](#)
- [Prepared Emails](#)
- [Reading Tools](#)
- [Setup](#)
- [Stats & Reports](#)
- [Payments](#)
- [System Plugins](#)
- [Import/Export Data](#)

Management Pages – Import/Export Data

Import/Export Data

- [CrossRef Export/Registration Plugin](#): Export or register article metadata in CrossRef format
- [DataCite Export/Registration Plugin](#): Export or register issue, article, galley and supplement
- [DOAJ Export Plugin](#): Export Journal for DOAJ and supply journal information for inclusion
- [DuraCloud Import/Export Plugin](#): Archive and restore issues using an external DuraCloud s
- [Erudit Article Export Plugin](#): Export articles using the English Erudit DTD
- [mEDRA Export/Registration Plugin](#): Export issue, article and galley metadata in Onix for D agency.
- [METS XML Export Plugin](#): Export Journals in METS XML
- [Articles & Issues XML Plugin](#): Import and export articles and issues
- [Public Identifiers XML Plugin](#): Import and export public identifiers
- [PubMed XML Export Plugin](#): Export article metadata in PubMed XML format for indexing in
- [QuickSubmit Plugin](#): One-step submission plugin
- [Users XML Plugin](#): Import and export users

- Kreiranje .xml file-a za DOAJ
- Ubacivanje starih brojeva časopisa

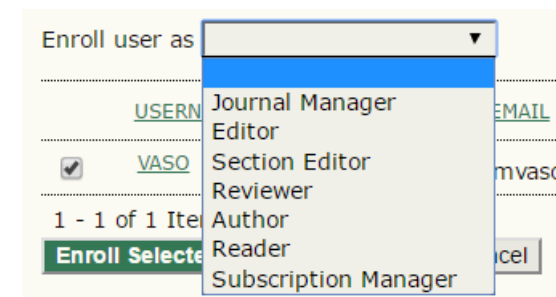
Journal Manager– upravljanje časopisom

Users



The screenshot shows the Metalurg website's Journal Management interface. At the top, there is a navigation menu with links for HOME, ABOUT, USER HOME, SEARCH, CURRENT, and ARCHIVES. Below the menu, the breadcrumb trail reads "Home > User > Journal Management". The main heading is "Journal Management". Underneath, there is a section titled "Management Pages" with a list of links: Files Browser, Journal Sections, Review Forms, Languages, Masthead, Prepared Emails, Reading Tools, Setup, Stats & Reports, Payments, System Plugins, and Import/Export Data. At the bottom, there is a "Users" section with links: Users Enrolled in this Journal, Enroll a User from this Site in this Journal, Show users with no role, Create New User, and Merge Users.

- Kreiranje novih naloga (korisnika)
- Dodavanje uloga korisnicima



The screenshot shows a dropdown menu titled "Enroll user as" with a list of roles. The roles listed are: Journal Manager, Editor, Section Editor, Reviewer, Author, Reader, and Subscription Manager. The "Journal Manager" role is currently selected and highlighted in blue. Below the dropdown, there is a table with one row containing a checked checkbox, the username "VASO", and an "Enroll" button.

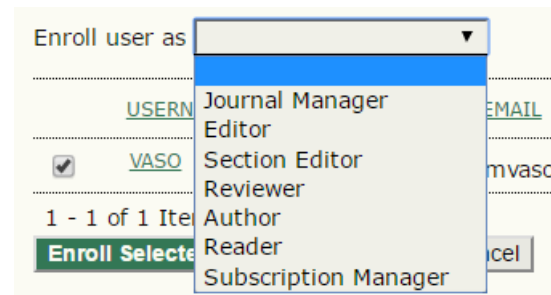
Journal Manager– upravljanje časopisom

Users



The screenshot shows the Metalurg website's Journal Management interface. At the top, there is a navigation menu with links for HOME, ABOUT, USER HOME, SEARCH, CURRENT, and ARCHIVES. Below the navigation, the breadcrumb trail reads "Home > User > Journal Management". The main heading is "Journal Management". Underneath, there is a section for "Management Pages" with a list of links: Files Browser, Journal Sections, Review Forms, Languages, Masthead, Prepared Emails, Reading Tools, Setup, Stats & Reports, Payments, System Plugins, and Import/Export Data. To the right, there is a "Roles" section with a list of links: Journal Managers, Editors, Section Editors, Reviewers, Authors, Readers, and Subscription Managers. At the bottom left, there is a "Users" section with a list of links: Users Enrolled in this Journal, Enroll a User from this Site in this Journal, Show users with no role, Create New User, and Merge Users.


- Kreiranje novih naloga (korisnika)
- Dodavanje uloga korisnicima

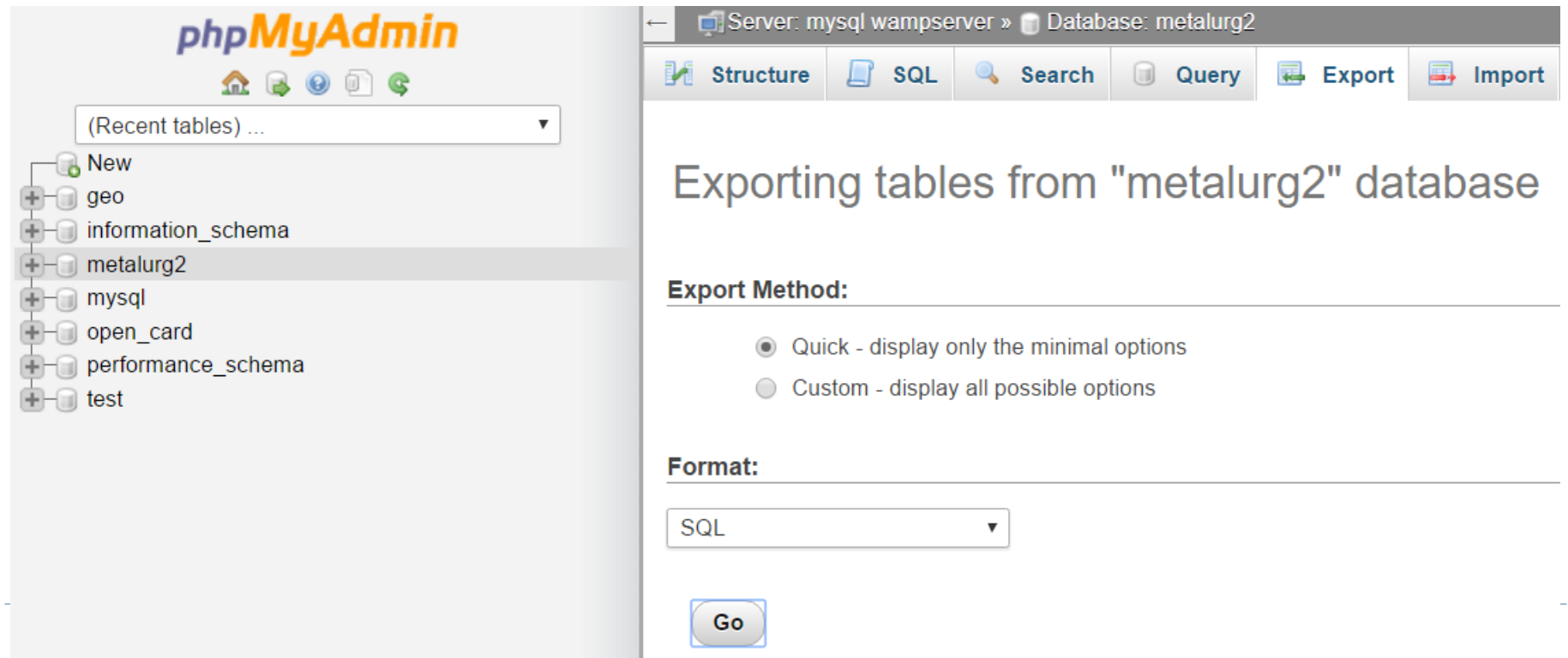
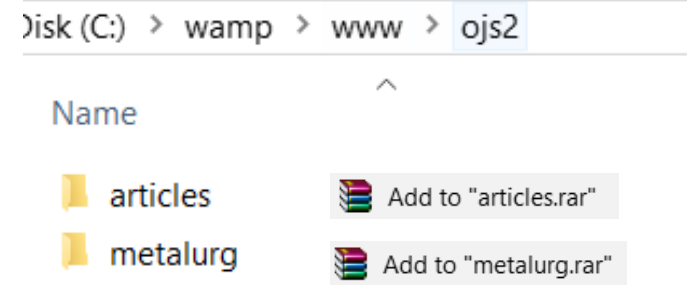


- Roles, moguće je ulogovati se kao neki korisnik (ako mu je potrebna pomoć ili promena na profilu)

Backup

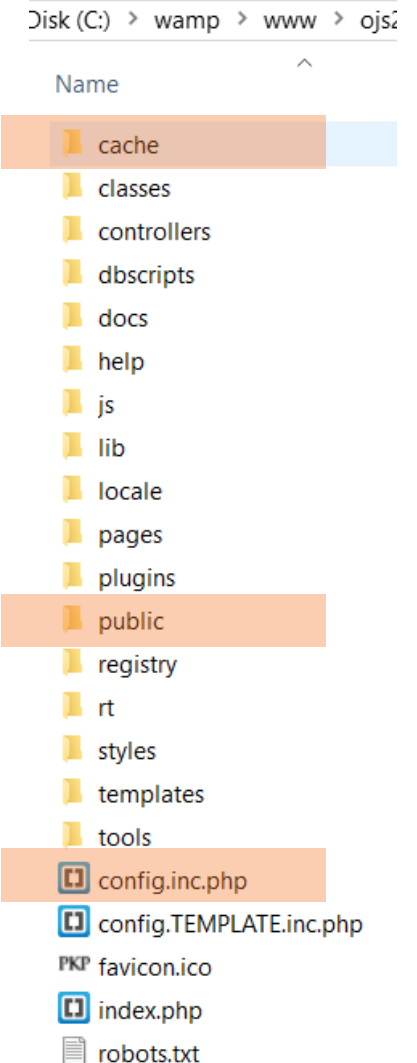
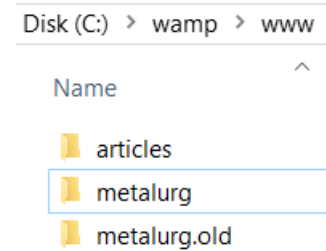
1. Download **mainFolder.zip** from the server
 2. Download **articles.zip** from the server
 3. Download **mySql base** from the server
(najbolje tražiti pomoć server administratora)
- .sql file

 metalurg2.sql



Upgrade (zamena stare verzije novom verzijom)

1. Napraviti novu bazu podataka u MySQL (sa novim imenom)
2. Uvezite staru bazu podataka u kreiranu bazu (Import)
3. Napraviti novi folder za glavni folder sajta, a stari preimenovati u folder.old
4. U novi folder otpakovati novu verziju sajta (unzip)
5. Prekopirati file config.inc.php iz starog foldera
6. Prekopirati public i cache folder iz starog foldera u novi, i template (ako je napravljen novi tamplate za sajt:
>plugins>themes>classicBlue>classicBlue.css)



Upgrade (zamena stare verzije novom verzijom)

7. U `config.inc.php` file-u upisati ime nove baze podataka

```
116 ;;;;;;;;;;;;;;;;;;;;;;;;;;
117 ; Database Settings ;
118 ;;;;;;;;;;;;;;;;;;;;;;;;;;
119
120 [database]
121
122 driver = mysql
123 host = localhost
124 username = root
125 password =
126 name = metalurg3
127
128 ; Enable persistent connections
129 persistent = Off
130
131 ; Enable database debug output (very verbose!)
132 debug = Off
```

Disk (C:) > wamp > www > ojs2

Name

- cache
- classes
- controllers
- dbscripts
- docs
- help
- js
- lib
- locale
- pages
- plugins
- public
- registry
- rt
- styles
- templates
- tools
- config.inc.php
- config.TEMPLATE.inc.php
- PKP favicon.ico
- index.php
- robots.txt

Upgrade

If you are upgrading an existing installation of OJS, [click here](#) to proceed.



<https://pkp.sfu.ca/ojs/UPGRADE>

Upgrade (zamena stare verzije novom verzijom)

Za Upgrade verzije 2 u 3:

Dodatni koraci:

8. U `config.inc.php` file-u upisati

Installed = Off

9. Ukucati *domen sajta sa početnom stranom* u web browser-u: npr.

<http://metalurg.com/index.php> i pritisnuti enter (otvara se instalacija)

10. Naći **Upgrade** i pritisnuti [click here](#) , a u novom prozoru pritisnuti **Upgrade OJS**

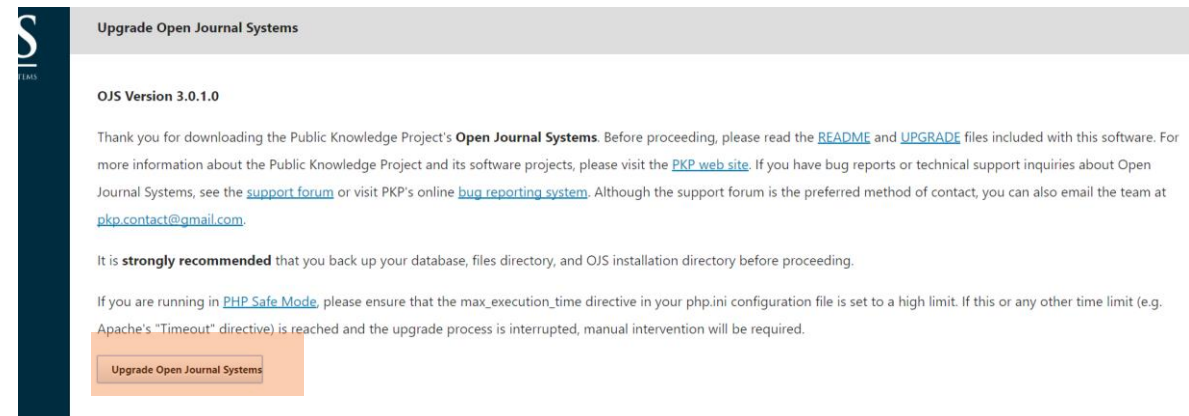
11. U `config.inc.php` file-u upisati

Installed = On

```
25 [general]
26
27 ; Set this to On once the
28 ; (This is generally done
29 installed = Off|
30
```

Upgrade

If you are upgrading an existing installation of OJS, [click here](#) to proceed.



Upgrade Open Journal Systems

OJS Version 3.0.1.0

Thank you for downloading the Public Knowledge Project's **Open Journal Systems**. Before proceeding, please read the [README](#) and [UPGRADE](#) files included with this software. For more information about the Public Knowledge Project and its software projects, please visit the [PKP web site](#). If you have bug reports or technical support inquiries about Open Journal Systems, see the [support forum](#) or visit PKP's online [bug reporting system](#). Although the support forum is the preferred method of contact, you can also email the team at pkp.contact@gmail.com.

It is **strongly recommended** that you back up your database, files directory, and OJS installation directory before proceeding.

If you are running in [PHP Safe Mode](#), please ensure that the `max_execution_time` directive in your `php.ini` configuration file is set to a high limit. If this or any other time limit (e.g. Apache's "Timeout" directive) is reached and the upgrade process is interrupted, manual intervention will be required.

[Upgrade Open Journal Systems](#)



<https://pkp.sfu.ca/ojs/UPGRADE>

Slanje maila preko Gmail naloga

U `config.inc.php` file-u podesiti
E-mail podešavanja

- Ukoliko Server administrator
ima drugo rešenje, ovo ne
treba podešavati !

```
292 ;;;;;;;;;;;;;;;;;;;
293 ; Email Settings ;
294 ;;;;;;;;;;;;;;;;;;;
295
296 [email]
297
298 ; Use SMTP for sending mail instead of mail()
299 smtp = On
300
301 ; SMTP server settings
302 smtp_server = "ssl://smtp.gmail.com"
303 smtp_port = 465
304
305 ; Enable SMTP authentication
306 ; Supported mechanisms: PLAIN, LOGIN, CRAM-MD5, and DIGEST-MD5
307 smtp_auth = PLAIN
308 smtp_username = 'ime@gmail.com'
309 smtp_password = "password"
310
311 ; Allow envelope sender to be specified
312 ; (may not be possible with some server configurations)
313 ; allow_envelope_sender = on
314
315 ; Default envelope sender to use if none is specified elsewhere
316 ; default_envelope_sender = v.manojlovic@itnms.ac.rs
317
318 ; Force the default envelope sender (if present)
319 ; This is useful if setting up a site-wide noreply address
320 ; The reply-to field will be set with the reply-to or from address.
321 ; force_default_envelope_sender = Off
322
323 ; Enable attachments in the various "Send Email" pages.
324 ; (Disabling here will not disable attachments on features that
325 ; require them, e.g. attachment-based reviews)
326 enable_attachments = On
327
328 ; Amount of time required between attempts to send non-editorial emails
329 ; in seconds. This can be used to help prevent email relaying via OJS.
330 time_between_emails = 3600
331
332 ; Maximum number of recipients that can be included in a single email
333 ; (either as To:, Cc:, or Bcc: addresses) for a non-privileged user
334 max_recipients = 10
335
336 ; If enabled, email addresses must be validated before login is possible.
337 require_validation = Off
338
339 ; Maximum number of days before an unvalidated account expires and is deleted
340 validation_timeout = 14
341
```



https: umesto http:

U `config.inc.php` file-u podesiti
`Force_ssl = On`

Preusmeriti namservere sajta koristeći
<https://www.cloudflare.com/>
(besplatno)

*potražiti pomoć Server administratora

```
227 ;;;;;;;;;;;;;;;;;;;;;;;;;;
228 ; Security Settings ;
229 ;;;;;;;;;;;;;;;;;;;;;;;;;;
230
231 [security]
232
233 ; Force SSL connections site-wide
234 force_ssl = Off
235
```





Hvala na pažnji



v.manojlovic@itnms.ac.rs